


DISASTER PREPAREDNESS



Dost Appu


Preface

In many devastating natural disasters, we have often heard and seen disturbing visuals and reports of children being victims of damage and destruction. The lives of our tender young ones are very valuable to us. They do need our care and protection to be safe from all harm and danger. To talk about those special needs of our younger children, GoI-UNDP Disaster Risk Management Programme decided to develop a creative yet informative booklet that would narrate simple steps for being prepared. The idea to have adopted "Appu" the elephant, a mascot of the 1982 Asian Games as a cartoon character for the booklet, was felt amongst all project team members to be appealing and loveable by our younger ones. Initially the booklet was designed to be used as a Colouring Activity Book titled "Disaster Preparedness", mainly talking about lessons and safety tips for earthquake and fire. The booklet was conceptualized in 2005 by from Ranjith (then Project officer) and designed by the artist, Xavier Jackson. The original form of the booklet was published by the Disaster Mitigation and Management Center (DMMC), Government of Uttarakhand. The colouring activity booklet is being very well used to communicate with the younger children about natural hazards and how to be safe from them. With its successful feedbacks and acceptability the booklet was translated into regional languages by the programme state nodal agencies in Hindi, Malayalam, Telugu, Gujarati and Oriya for wider usage under the Disaster Risk Management Programme.

As a sequel to the colouring booklet, in 2007 it was proposed to prepare an animation film with additional series on natural hazards safety lessons for floods, cyclone, landslide and tsunami. The film is anchored by beloved elephant, "Dost Appu" who amusingly and wittily instructs children with easy to follow steps and actions for being prepared and safe. The film is scripted in English and Hindi. To campaign for disaster preparedness activities among children, the film is aided with an illustrative booklet. The steps for being aware and prepared are described in easy to read rhyming words. The actions to be followed are comically sketched out for children to have fun while colouring and learning about Natural Hazards.

SAFETY STARTS WITH YOU

This is my safety activity book



NAME: _____

CLASS: _____

SCHOOL: _____

ADDRESS: _____

PHONE: _____


DATE OF BIRTH: _____





When there is a flood, what happens?
There is water all over and everything dampens

There will be water here and water there,
Soon it will be everywhere!



Yet, water, water everywhere, not a drop to drink!
And this water is so deep, one can even sink!





Remember

Flood water is:

UNCLEAN!

UNSAFE!

UNHYGIENIC!



Food touched by flood water should never be had,
this stale food can make your tummy feel bad

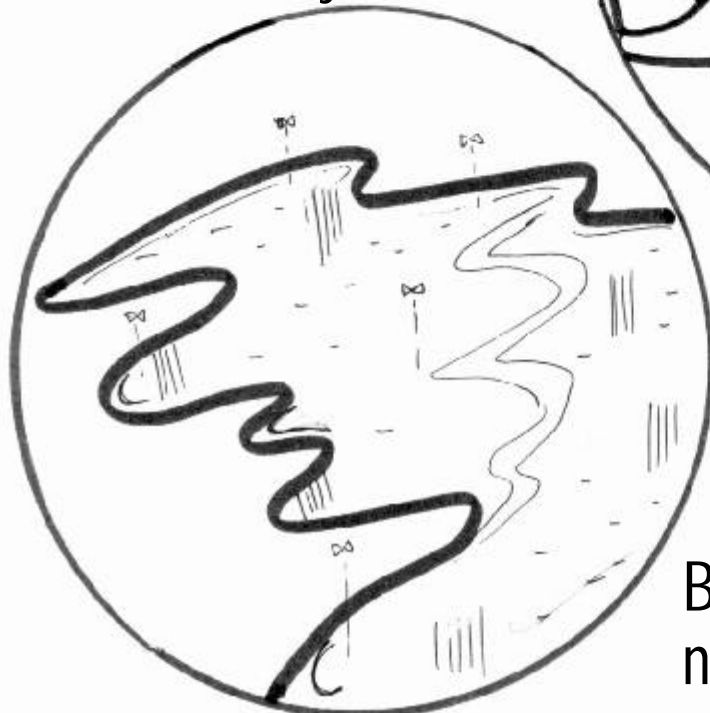
During floods:



Electrical points can give shocks to you



Blocked drains bring infections too




Beware of still waters, no matter what you do



What flood water brings inside your home, take care!
Be watchful of poisonous snakes and insects in there

Even after the water level is low,
stay tuned to the TV or radio
to find out what you can do
and where you can go






So don't forget,
what to do and what not,
when between the flood
water you are caught!



When there are landslides and mud flows
Do you know what to do and where to go?

Night, noon or early morning,
a landslide can strike without any warning






During landslides:
Mountains erode
Land trembles
Everything collapses

Rocks will rush, debris will flow and trees will sway,
the landslide will try to take anything that is in its way






Odd cracks, small or wide
can be signs of an oncoming landslide



Leave the area as soon as you can,
The best thing to do - be ready with a plan!

$$2+2 = 4$$




Whether inside your house or school,
“don't delay, save yourself” is always the rule



Outdoor places that's best
are areas higher than the rest

If outside:
curl into a ball
cover head
stay low.





Save YOURSELF, before your belongings!

After the landslide, keep your radio and TV on,
Watch out and listen for more information
even after it has gone





सत्यमेव जयते

Government of India



Disaster Risk Management programme shares expressions of children and people who found the booklet useful.

Madavee Hari Kumar, of age 7 years, a student of class IV said "as she saw the sketches of Appu, she liked the cartoon character. Also she had heard for the first time that Appu was the mascot for the 1982 Asian Games. She found the text very simple and easy to understand about how to be prepared and act during an earthquake and fire. This activity book was better than the other hazard risk land games she had played".

Leepakshi Goutam of age 8 years, a student of class II was given the colour activity book by her father, Mr Hari Mohan. As Leepakshi was colouring the book she was able to identify herself with the main lessons of to how to "Drop, Cover Hold" action, to be done during an earthquake. She narrates that "her understanding about earthquakes was much easier after she had coloured the sketches in the booklet. The steps shown by "Appu" in the book made her ask more question about earthquakes to her father, who then explained to her. Leepakshi shared her learning's with her grandparent's and aunty by narrating to them the steps that one must follow".

In the North-East District of Delhi (a programme district) during an awareness campaign on Disaster Management a team of school children and teachers of M.C Primary School, Barbarpur –I performed a stage show based on the "Appu's Colouring Book" highlighting disaster preparedness measures. The team was trained by the teachers with inputs from the project officer. The adaptation of Appu's Colouring book as stage show was found to be one of the best methods to draw the attention of children especially during community awareness programmes.

The Executive Director of DDMC Government of Uttarakhand also proposed to the State's Education Department, to have the Colouring activity booklet included to the State's school syllabi for primary children.

Save the Children, Sweden adapted the booklet and translated it in Urdu for their project work with children.



Illustrator: Papeeha

Commissioned by
National Disaster Management Division
Ministry of Home Affairs, Government of India
North Block New Delhi -110011

Under the GoI-UNDP Disaster Risk Management Programme (2002-2007)



Australian Government
AusAID