

Earthquake Preparedness Coloring Book



Introducing:
**Shakey the
Squirrel**

KYEM EARTHQUAKE PROGRAM



www.kyem.ky.gov/earthquake

**Be Aware – Be Prepared
Have a Plan!**

*Become an
Honorary
member of the
KYEM
Earthquake
Program –
See back cover
for details.*

Family Emergency Contact List

For Emergency Services : **DIAL 911**

Fill out this sheet and discuss it with every member of your family. Update this sheet when necessary.

Emergency Numbers

Poison Control Center: **800 - 222 - 1222**

Hospital Name: _____

Doctor's Name: _____

Health Insurance Company's Name: _____

Policy #: _____

Home/Rental Insurance: _____

Pharmacy: _____

Electric Company: _____

Phone# _____

Phone# _____

Phone# _____

Landlord's Name: Phone: _____

Water Company: _____

Gas Company: _____

Family Contact Numbers

Mother's Name: _____

Father's Name: _____

Child's Name: _____

Age: _____

School #: _____

Cell#: _____

Child's Name: _____

Age: _____

School #: _____

Cell#: _____

Child's Name: _____

Age: _____

School #: _____

Cell#: _____

Child's Name: _____

Age: _____

School #: _____

Cell#: _____

Emergency Contact #1: _____

Relationship: _____

Phone # _____

Emergency Contact #2: _____

Relationship: _____

Phone # _____

Out-Of-State Emergency Contact: _____

Name: _____

Phone # _____

Pet Name(s): _____

Veterinarian's Name: _____

Phone#: _____

FEMA Site for Earthquake Education, and other disasters
www.fema.gov/earthquake-publications/index-earthquake-publications-0

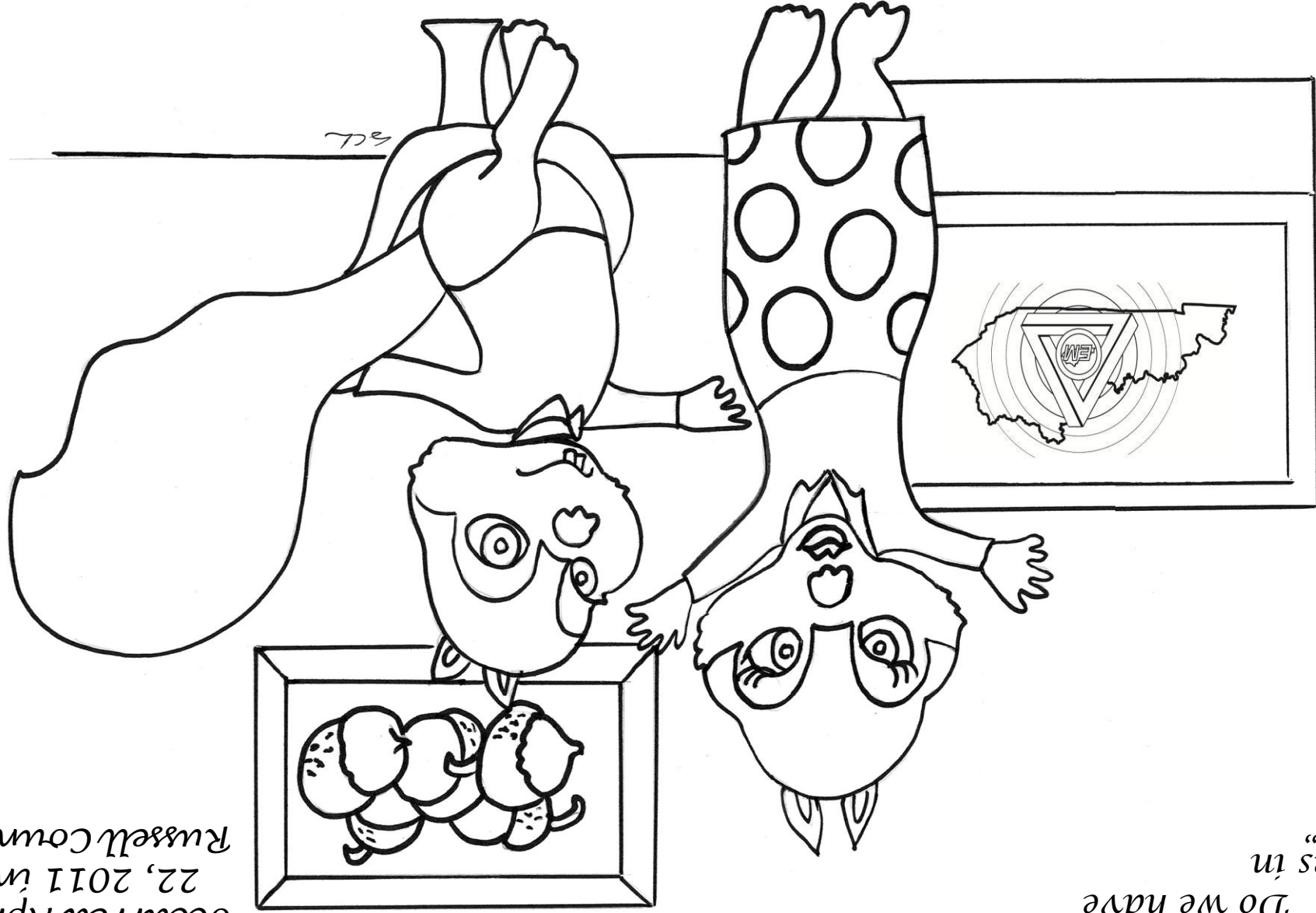
Please see below for various disaster related information for all individuals including: children, parents, and teachers.

IS-22 - Are You Ready?	An In-depth Guide to Citizen Preparedness
0-0439 - FEMA 559	Fact Sheets on Earthquakes (not for young kids)
9-0847 - FEMA 528	EQ Home Hazard Hunt
9-0835 - FEMA 527	EQ Safety Activities
9-0836 - FEMA 526	EQ Safety Checklist (not for young kids)
9-0844 - FEMA 531	Adven. of Terry the Turtle & Gracie the Wonder Hound, grades
3-6	
9-0446 - FEMA 159	CD Tremor Troop, for grades K-6
0-0122 - FEMA 253	Seismic Sleuths, for grades 7-12
9-0999 - FA 295	Mary & Jett's Activity Book
0-0064 - FEMA 522	Disaster Preparedness Activity Book for Ages 4-7
0-0065 - FEMA 523	Disaster Preparedness Activity Book for Ages 7-11
9-1984 - FEMA 475	Preparing for Disaster
- FEMA 529	Drop, Cover, and Hold Poster
- FEMA 68	Earthquake Insurance: A Public Policy Dilemma
- FEMA 240	What Every Child Care Provider Needs to Know
- 5-0200	Door Knob Hanger: Fire Safety

Individuals or organizations can order printed copies by calling 1-800-237-3239.
When ordering publications, please allow 4 to 6 weeks for free shipping.

Shakey saw a news clip on TV about an earthquake in California and asked his mother, "Do we have earthquakes in Kentucky?"

FYI: The last earthquake in Kentucky occurred April 22, 2011 in Russell County



Learn more about Kentucky's earthquake history:
www.kyem.ky.gov/map

Most people know Kentucky for the Cardinal, Goldenrod, and horses just to name a few. But not many realize that in Kentucky, "We can have an earthquake, anywhere, at any time!"

Your family should prepare **NOW**, for an earthquake **LATER**.

Can you find the ✕ that marks the spot of the strongest earthquake in the history of Kentucky. In Bath County on July 27, 1980 a 5.2 magnitude earthquake struck Sharpsburg. It was felt over all or parts of 15 States and in Ontario, Canada.



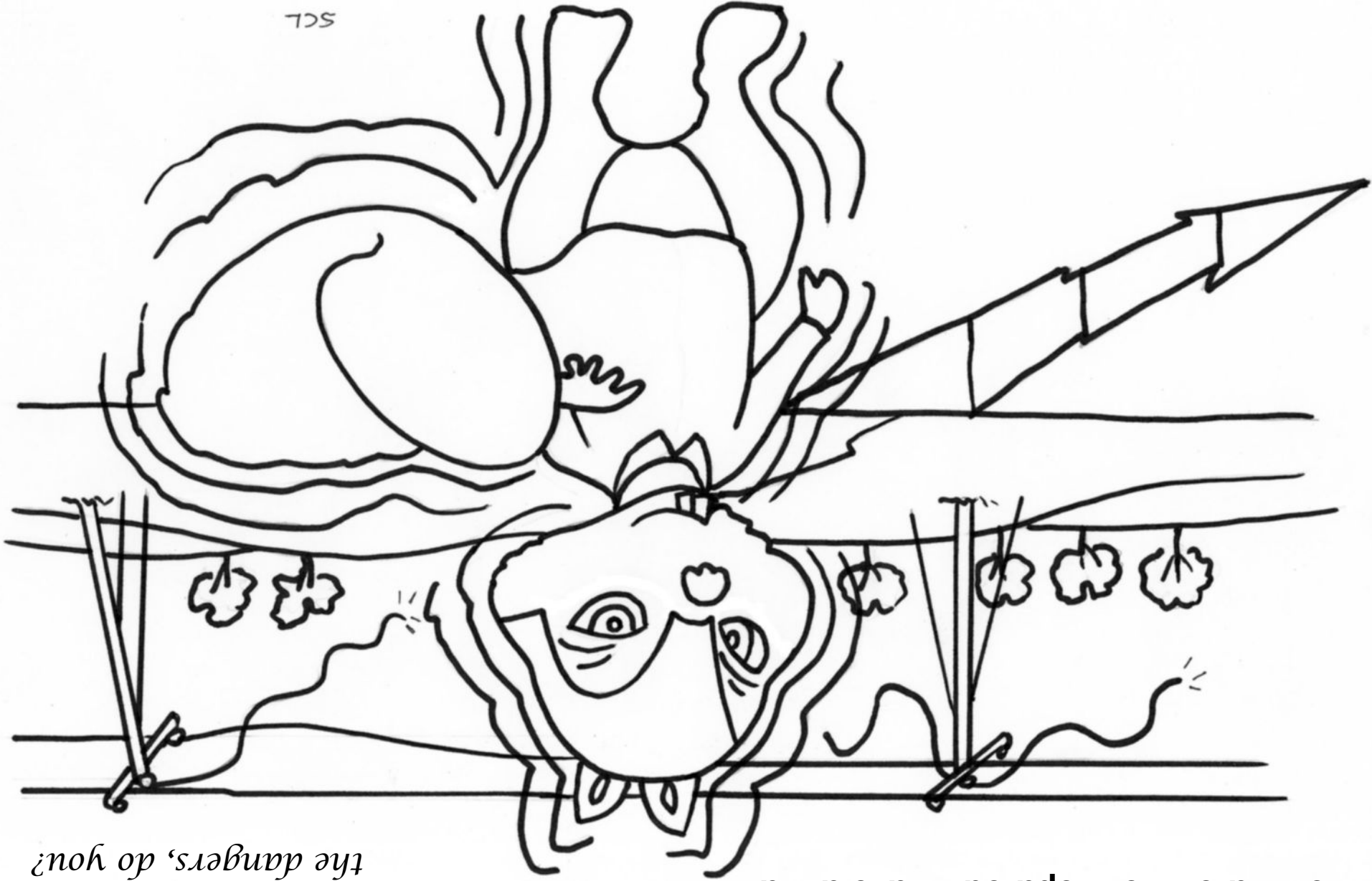
Learn more about family preparedness:

www.kyem.ky.gov/family

An earthquake is a sudden shaking of the earth. We never know when an earthquake will happen, that is why we always want to:

Be Aware - Be Prepared - Have a Plan!


Shakey knows the steps to take before an earthquake strikes that help reduce the dangers, do you?



For more information about what to do before an earthquake:

www.kyem.ky.gov/before

The most important thing you can do in an earthquake is **Drop, Cover, Hold On!** We **drop** so the shaking doesn't knock us over. We **cover** so falling stuff doesn't land on us, and we **hold on** so that if the table slides in the shaking we will keep it over us. Stay calm, shaking will only last for a minute or two.



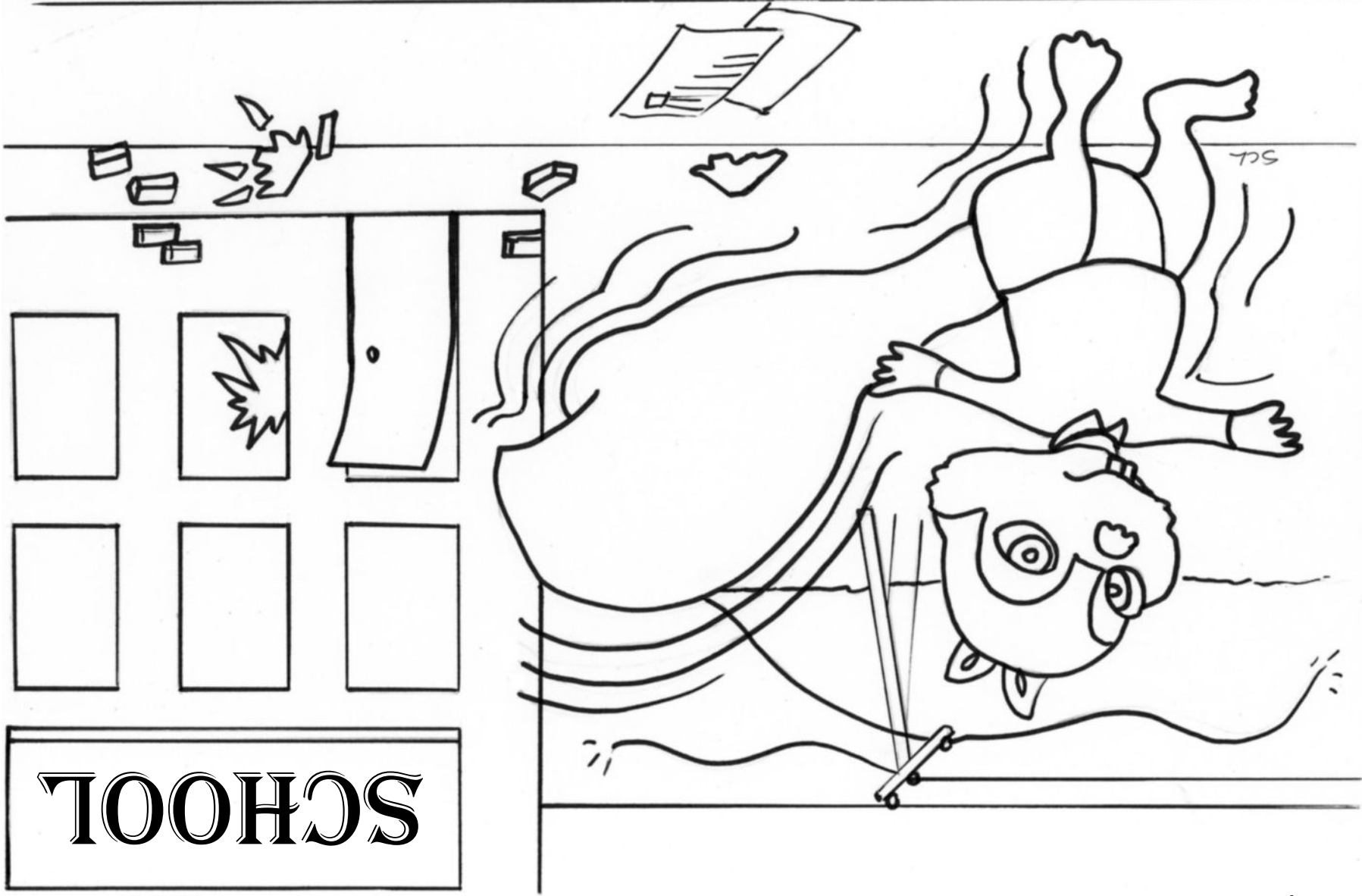
Just like you do in school, practice a “Drop, Cover, Hold On” drill 3-4 times a year with your family.

Learn more about the “Drop, Cover, Hold On” procedure:

www.kyem.ky.gov/drop

If you are in a car pull over to the side of the road and stop. Avoid overpasses and power lines. Always stay inside your vehicle until the shaking stops.


You won't always be inside when an earthquake hits. Remember if you are outside move to a clear area away from trees, signs, buildings, or downed electrical wires and poles.



Learn more about what to do during an earthquake:
www.kyem.ky.gov/during

Shakey feels the ground shaking again, it's an aftershock, but this time he knows what to do!

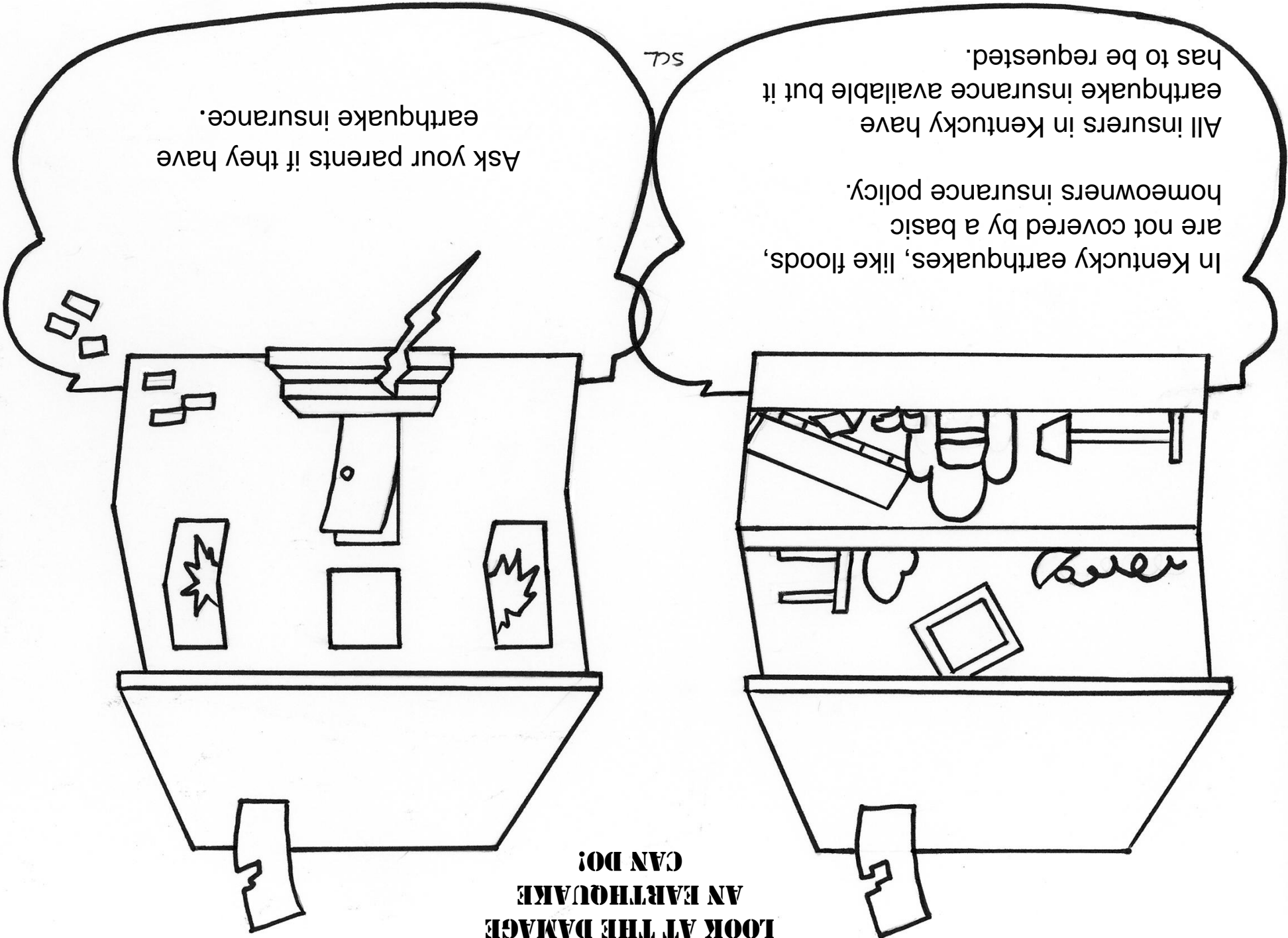
*Remember: Every time the ground starts shaking we repeat **Drop, Cover, Hold On** to stay safe.*



Vocabulary: An aftershock is a smaller earthquake which follows the first bigger earthquake. There can be lots of these.

Learn more about aftershocks:
www.kyem.ky.gov/aftershocks

**LOOK AT THE DAMAGE
AN EARTHQUAKE
CAN DO!**

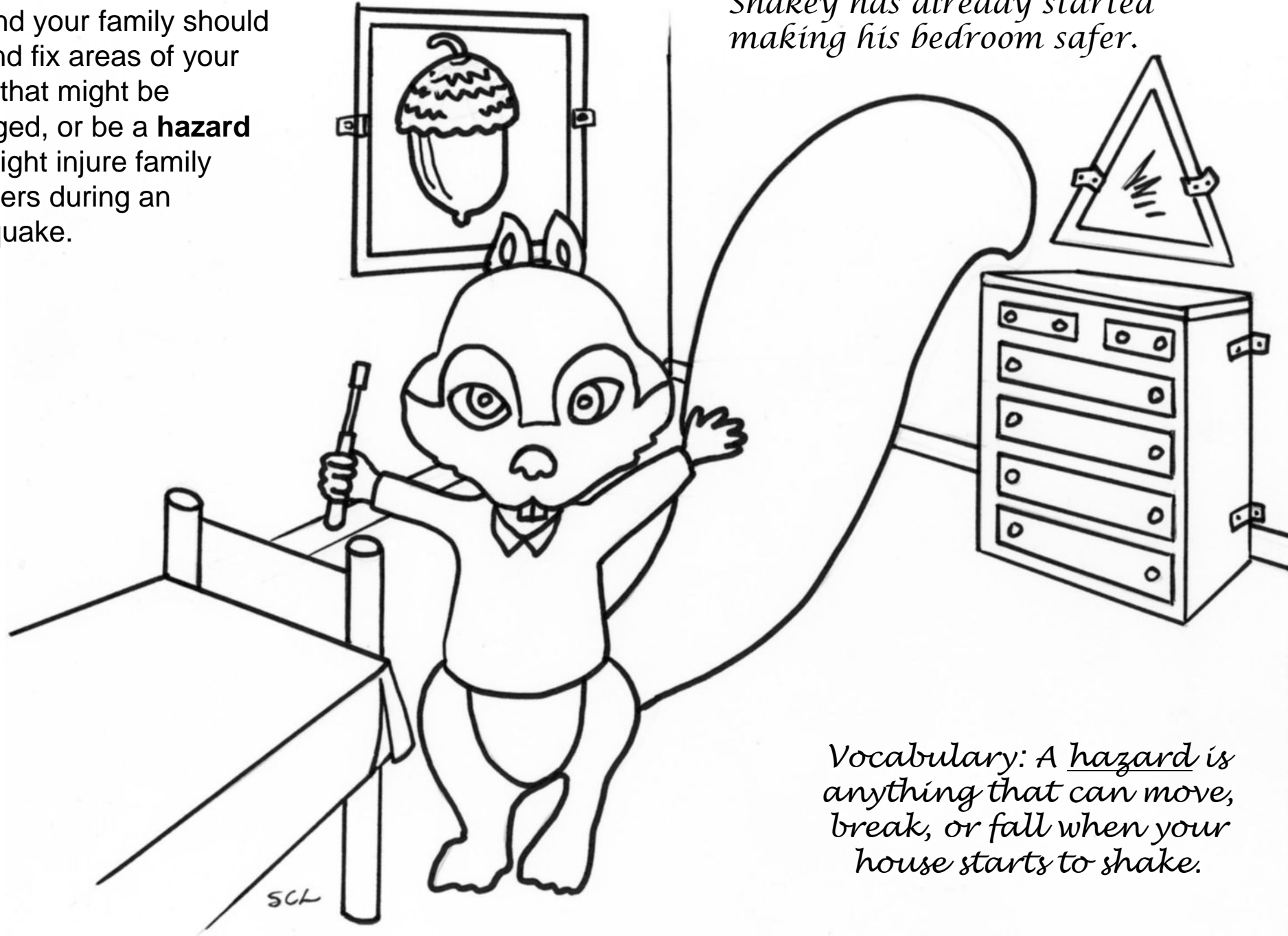


In Kentucky earthquakes, like floods, are not covered by a basic homeowners insurance policy. All insurers in Kentucky have earthquake insurance available but it has to be requested.

Ask your parents if they have earthquake insurance.

You and your family should find and fix areas of your home that might be damaged, or be a **hazard** that might injure family members during an earthquake.

Shakey has already started making his bedroom safer.



Vocabulary: A hazard is anything that can move, break, or fall when your house starts to shake.

For more information on holding a family “Home Hazard Hunt”:

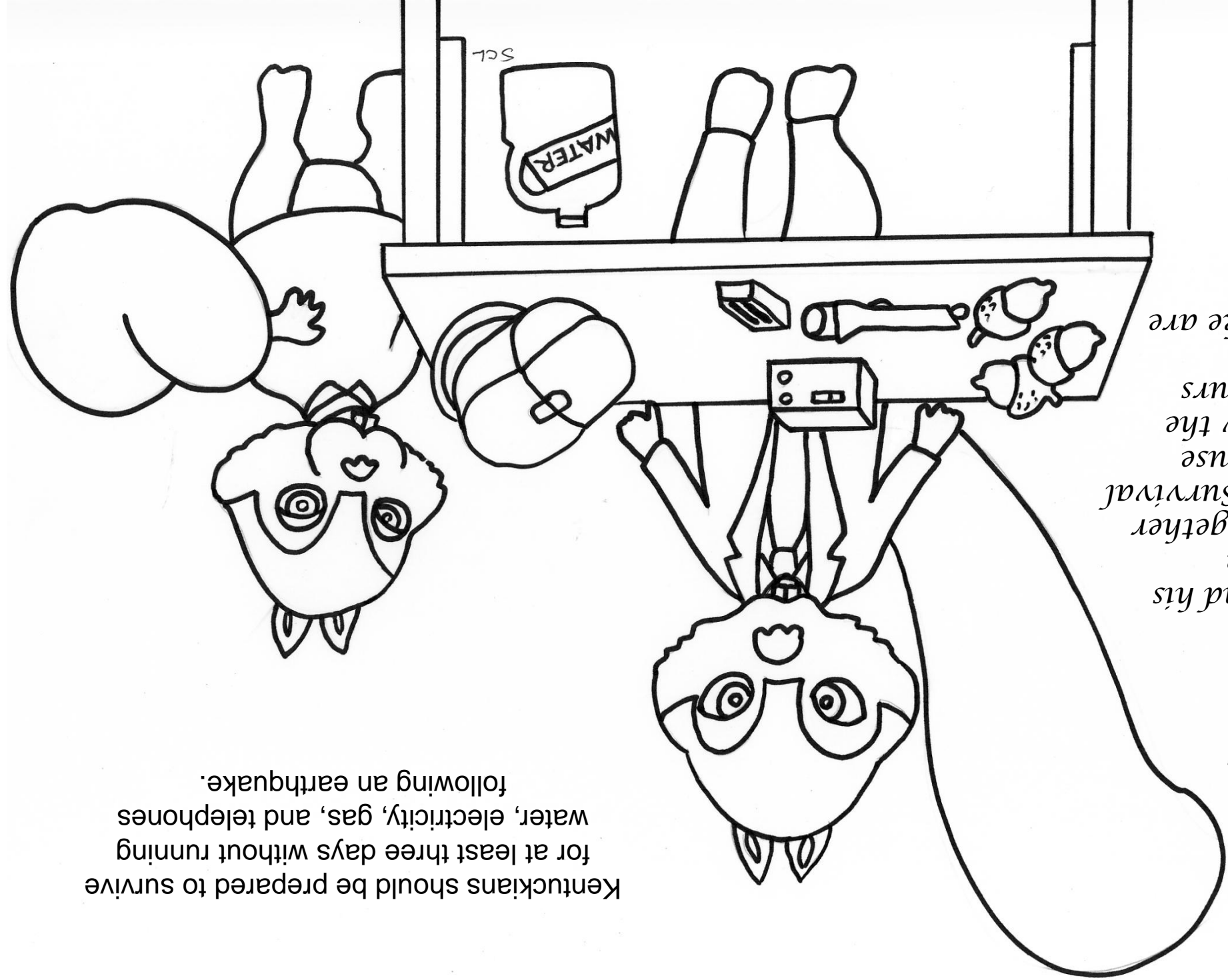
www.kyem.ky.gov/hunt

Kentuckians should be prepared to survive for at least three days without running water, electricity, gas, and telephones following an earthquake.

Shakey and his father are putting together a "Home Survival Kit" because they know the first 72 hours after an earthquake are critical.

For more information on what to put in your home survival kit:


www.kyem.ky.gov/survival



Immediately after the shaking stops
always check yourself first, and then your
family members for injuries.

Never move seriously injured people
unless they are at risk where they are
located.

*Shakey knows CPR, does
anyone in your family?*

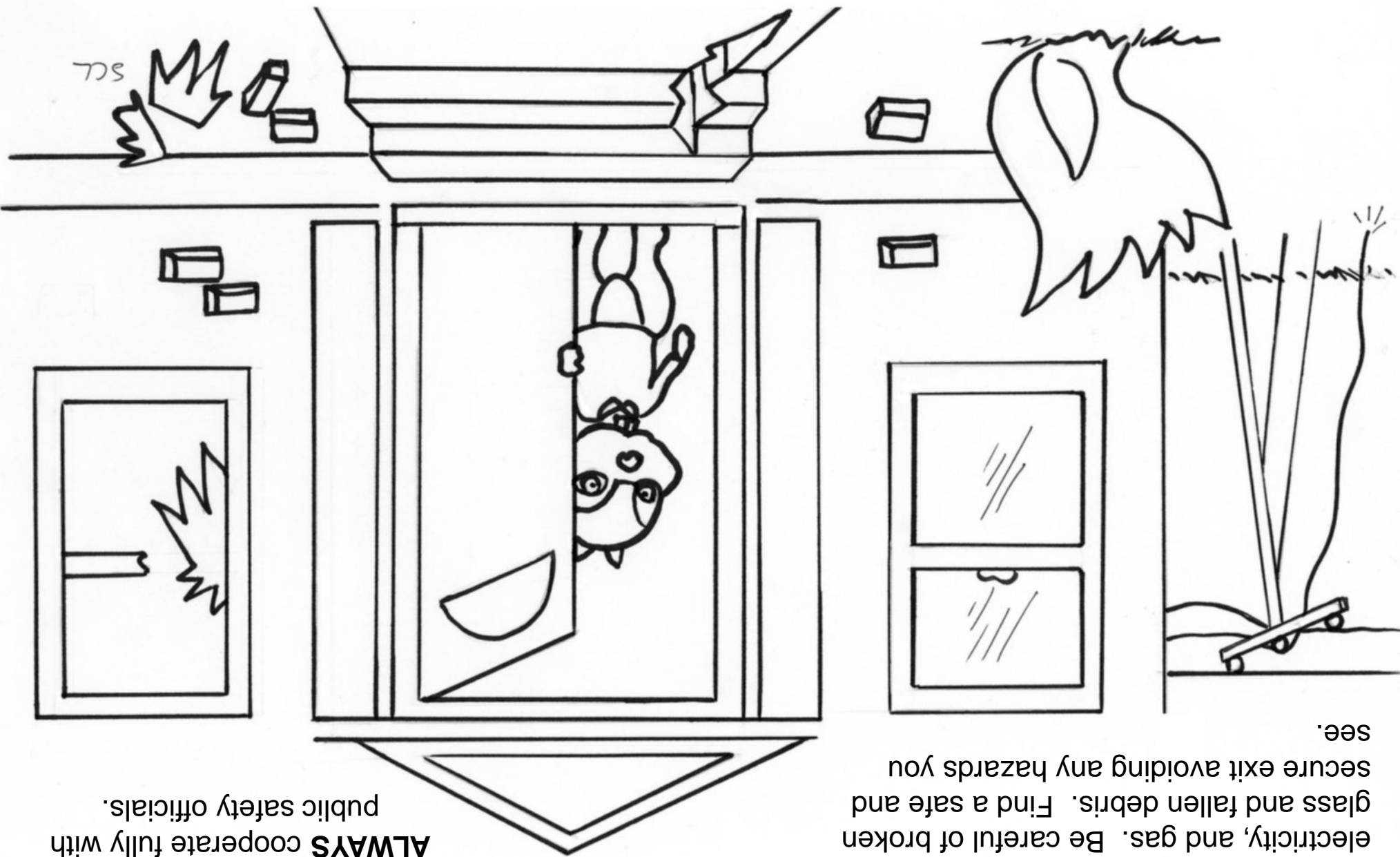


For more information on how to build a first aid kit:

www.kyem.ky.gov/firstaid

When the shaking stops you may want to rush out side... **DON'T!**

Tell an adult to turn off the water, electricity, and gas. Be careful of broken glass and fallen debris. Find a safe and secure exit avoiding any hazards you see.



Turn on your portable radio to hear instructions and news **ALWAYS** cooperate fully with public safety officials.

For more information about what to do after an earthquake: www.kyem.ky.gov/after

Congratulations! Shakey you are now an honorary member of the KYEM Earthquake Program.

After you have colored all of the pages in this book have your parent follow the instructions on the back cover and we will make you a honorary member of the KYEM Earthquake Program Team and send you a personalized certificate.



**Ready to be an Honorary member of the KYEM Earthquake Program?
Get your certificate here: www.kyem.ky.gov/honorary**

Intentionally Left Blank

FAMILY COMMUNICATIONS PLAN

Local Contact Name: _____

Phone #: ____ - ____ - ____

Out-of-town Contact Name: _____

Phone #: ____ - ____ - ____

Meeting Place: _____

Meeting Place Phone #: ____ - ____ - ____

**BE AWARE—BE PREPARED
HAVE A PLAN!**



FAMILY COMMUNICATIONS PLAN

Local Contact Name: _____

Phone #: ____ - ____ - ____


Out-of-town Contact Name: _____

Phone #: ____ - ____ - ____

Meeting Place: _____

Meeting Place Phone #: ____ - ____ - ____

**BE AWARE—BE PREPARED
HAVE A PLAN!**



FAMILY COMMUNICATIONS PLAN

Local Contact Name: _____

Phone #: ____ - ____ - ____

Out-of-town Contact Name: _____

Phone #: ____ - ____ - ____

Meeting Place: _____

Meeting Place Phone #: ____ - ____ - ____

**BE AWARE—BE PREPARED
HAVE A PLAN!**



FAMILY COMMUNICATIONS PLAN

Local Contact Name: _____

Phone #: ____ - ____ - ____

Out-of-town Contact Name: _____

Phone #: ____ - ____ - ____

Meeting Place: _____

Meeting Place Phone #: ____ - ____ - ____

**BE AWARE—BE PREPARED
HAVE A PLAN!**



FAMILY COMMUNICATIONS PLAN

Local Contact Name: _____

Phone #: ____ - ____ - ____


Out-of-town Contact Name: _____

Phone #: ____ - ____ - ____

Meeting Place: _____

Meeting Place Phone #: ____ - ____ - ____

**BE AWARE—BE PREPARED
HAVE A PLAN!**



FAMILY COMMUNICATIONS PLAN

Local Contact Name: _____

Phone #: ____ - ____ - ____


Out-of-town Contact Name: _____

Phone #: ____ - ____ - ____

Meeting Place: _____

Meeting Place Phone #: ____ - ____ - ____

**BE AWARE—BE PREPARED
HAVE A PLAN!**





**BE AWARE—BE PREPARED
HAVE A PLAN!**

OTHER IMPORTANT CONTACT INFORMATION



**BE AWARE—BE PREPARED
HAVE A PLAN!**

OTHER IMPORTANT CONTACT INFORMATION



**BE AWARE—BE PREPARED
HAVE A PLAN!**

OTHER IMPORTANT CONTACT INFORMATION



**BE AWARE—BE PREPARED
HAVE A PLAN!**

OTHER IMPORTANT CONTACT INFORMATION



**BE AWARE—BE PREPARED
HAVE A PLAN!**

OTHER IMPORTANT CONTACT INFORMATION



**BE AWARE—BE PREPARED
HAVE A PLAN!**

OTHER IMPORTANT CONTACT INFORMATION

Intentionally Left Blank

KYEM Contact information:
 Earthquake Program Manager
 Kentucky Division of Emergency Management
 1025 Capital Center Drive, Suite 101
 Frankfort, KY 40601
 Office: 502-607-5712
 FAX: 502-607-5710
 KYEMEQ@gmail.com

Parents: After your child has completed all of the coloring pages visit www.kyem.ky.gov/honorary or complete and mail this coupon to the address above and we will send your child a personalized:

Honorary KYEM Earthquake Program Member certificate:

Child's name: _____
 Child's Age: _____
 Parent's name: _____
 Street / apt: _____ / _____
 City: _____
 State / Zip: _____ / _____
 email: _____

Book Sponsors:



KYEM EARTHQUAKE PROGRAM



www.kyem.ky.gov/earthquake

Illustrations By:
 Sallie Lanham

