



Science Safety &
Safety Symbols

Use your brain



- Science Safety is thinking before you do something



Most Important Safety Rules

- Listen to the teacher



- Read the directions (2 times)



- Wear protective clothing

- Goggles → protect the eyes from chemicals or glass

- Gloves → protect the hands

- Lab coats → protect the skin and clothes



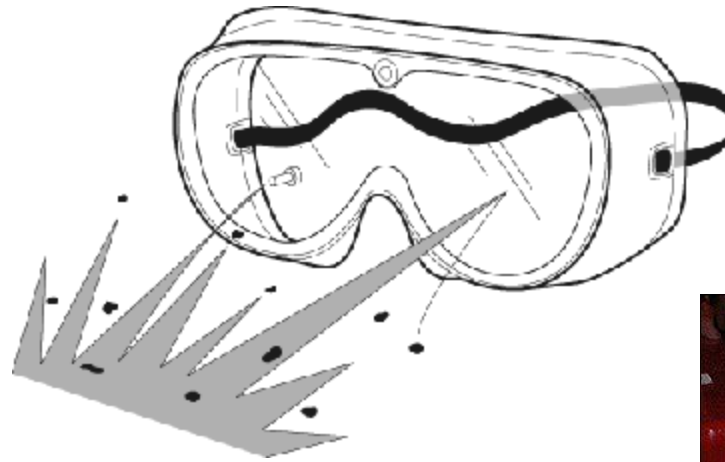



General Safety Rules

- Follow all instructions carefully.
- Be Responsible at All Times.
 - No horseplay or being silly during labs
- Do not touch or play with the
- lab equipment until instructed to do so.
- Food, drink, and gum are not allowed in the science classroom.

Lab Safety: Everyone Is Responsible!

Wear Goggles



- When working with glass or chemicals to protect your eyes.

Wash Hands



- After touching animals or using chemicals.



Wear Gloves



- Gloves can protect your hands from chemicals, stains, and heat.





Wear protective clothing (Lab Coat)



- Wear to keep your clothes and skin safe and clean



Wear protective footwear



- This sign lets you know there could be glass, sharp objects, or spills on the floor.

Tie Hair Back



- To keep your hair out of chemicals during experiments.

Sharp Objects



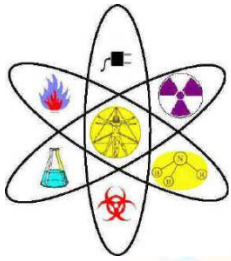
- Be careful ... sharp objects can cut you.




Animal Safety



- Animals are present.
- Keep them safe and be safe around them.
- Wash hands before and after handling animals.



Other Safety Symbols



Animal hazard



Sharp instrument hazard



Heat hazard



Glassware hazard



Chemical hazard



Electrical hazard



Eye & face hazard



Fire hazard



Biohazard



Laser radiation hazard



Radioactive hazard



Explosive hazard

Poison



- This is poison and can make you sick.

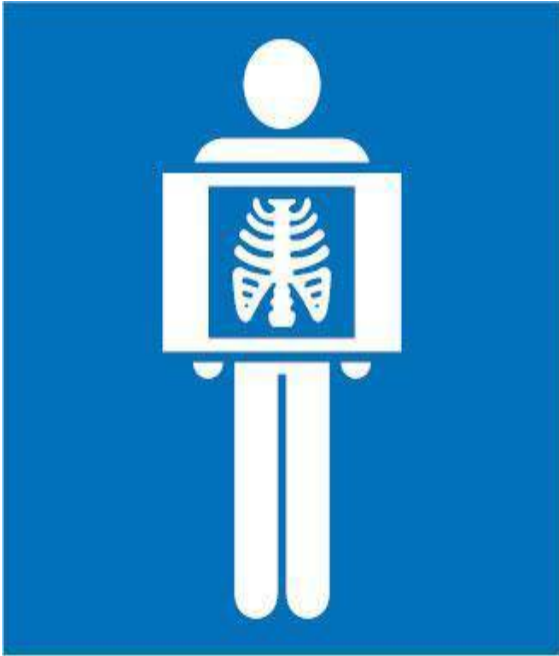
Biohazard



- Symbol usually seen in the doctor's office. Usually used for things that have body fluids, like blood on them (needles from shots)



Radiation





- Symbol to tell you about radiation being used. You may see it when someone gets an X-ray.

What's Wrong With This Picture?




Eye-wash
Station

What's Wrong With This Picture?



What's Wrong With This Picture?





What's Wrong With These Statements?

- Kera started the lab activity before reading it through completely.
- Rick decided to do a lab activity that he read about in a library book before the teacher came into the classroom.
- Sally says that the safety goggles mess up her hair and give her raccoon eyes. She refuses to wear them.

Use your brain



Stay SAFE in the Science Classroom or Lab