

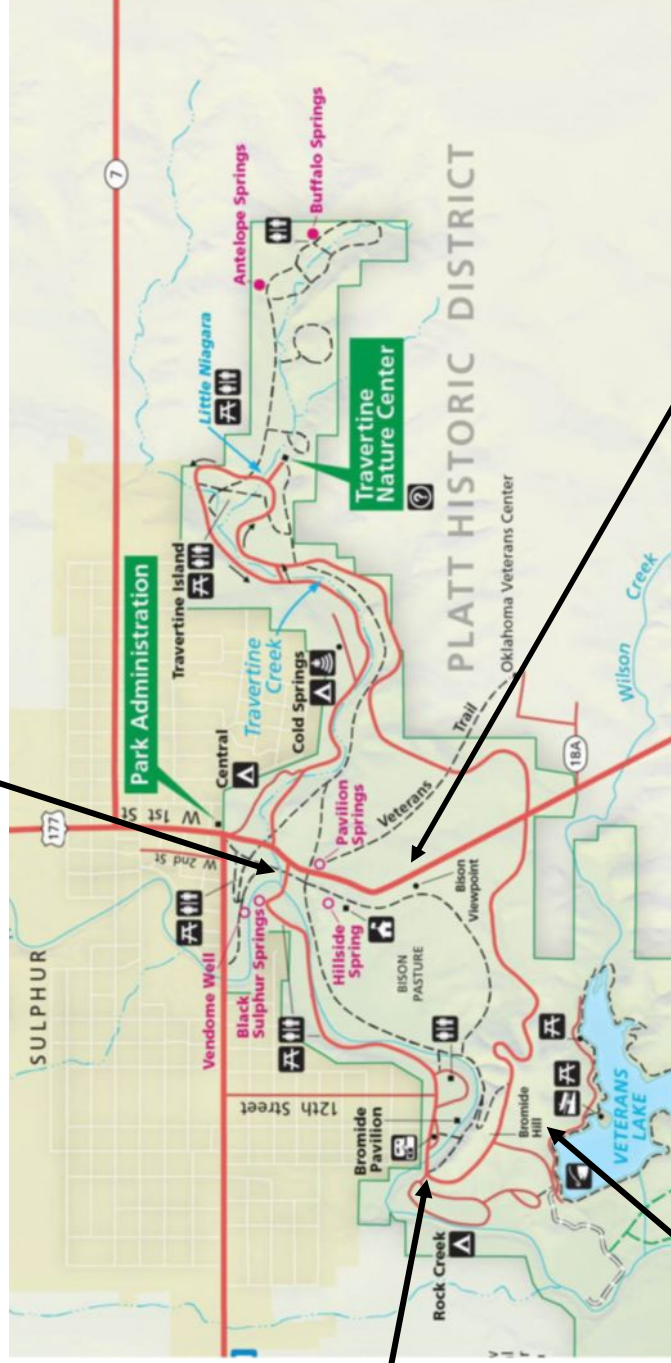


Junior Ranger Book



Explore Park using this park map!

Lincoln Bridge: A wonderful photo opportunity.



Exposed rock formation.

From here you can see for miles.

You can often see our bison here.

Become a Junior Ranger







Anyone can become a Junior Ranger if they are ready to learn about Chickasaw National Recreation Area and have fun! As a Junior Ranger, your responsibility is to enjoy and help protect National Parks you visit. Every National Park has a Junior Ranger program. See how many badges and patches you can earn!

Use the chart below to figure out which activities you need to complete to earn your Junior Ranger certification. When you are finished, take your book to a Park Ranger at the Travertine Nature Center.

Instructions: Find your age below, and circle the symbol that corresponds. Wherever you find your symbol in a box, complete the activity that follows.

Welcome to Chickasaw National Recreation Area!
We hope you enjoy the park and have fun earning your Junior Ranger badge.



Your Symbol	Your Age
	6 & Under
	7-12
	13-18

Psst... The fun doesn't have to stop when you leave the Park! You can become a Web Ranger by creating an account online and connecting with Web Rangers all over the world.

Visit www.nps.gov/webrangers to get started!



Connect with the Park at
www.nps.gov/chic
twitter.com/ChickasawNPS
or Facebook

Your Name _____

Safety First



Poison Ivy

Instructions: With your parents or another adult, sing or recite the following song about Poison Ivy. Have a parent, adult or a Ranger show you what Poison Ivy looks like and tell you why you should never touch it.

Sung to the tune of “My Bonnie Lies Over the Ocean.”

My body **ne**eds some kind of **l**otion.
1 2

It's **i**tchy and **re**d, you can see.
3 4

The **fl**owers I **pick**ed for my mommy,
5 6 7

Turned out to **be** poison ivy!
8 9

CHORUS:

Lea**v**es of three, Let it be, If it's got lea**ve**s of three let **i**t be, be, be
10 11 12

Lea**v**es of three, Let **i**t be, If it's got leaves of thre**e** let it be.
13 14 15

GOT QUESTIONS? ASK A RANGER!

For more information about any of these activities, circle it on the Ask a Ranger Activity on pg. 20.

Decode It



Instructions: Read over the Poison Ivy song on page 4. The red letters in the song spell out a secret code. Match the numbered letters in the song to the numbers below to complete the safety phrases.

To be safe while in the Park:

1. Do not _____ into the water.
7 3 10 1

2. Always wear a _____ while boating.
2 12 5 9 11 14

3. In the summer, be sure to drink enough _____.
6 13 8 15 4

In an Emergency...



In case of an emergency, you will need to call for help. There are three very important things to know when you call. They are: location, a description of the victim, and the type of accident that occurred.

Instructions: Imagine a scenario in the park where you would need to call for help. Using the script on the right, fill in the blanks to give the dispatchers the information they need to send help your way.

Hello,

I'm calling to report an accident. I am at _____ (location)

and I saw _____

_____ (description of the incident). The victim is _____

_____ (description of the victim)

GOT QUESTIONS?
Ask a Ranger on pg. 20

National Park Service Mission



The arrowhead patch is a symbol that you will see on every Park Ranger’s uniform and on signs throughout the park. It is important because each part of the patch represents the resources the National Park Service works to protect.

Instructions: Below is the outline of the arrowhead patch. Find an arrowhead in the park and draw in the missing elements, then read about what each part of the patch represents.



The bison represents all the different **animals** in all the different parks.

The trees represent all the different **plants**.

The mountains represent all the different **land formations**.

The lake represents all the different bodies of **water**.

The arrowhead shape represents the different **history** at every park.

GOT QUESTIONS?
Ask a Ranger on pg. 20

Identifying National Parks



Instructions: The National Park Service has almost 400 properties. **Circle** the ones below you think are National Park areas. Put an ‘X’ through ANY of the areas you have visited.

- | | | | |
|------------------------------------|--|------------------|--|
| Chickasaw National Recreation Area | Beavers Bend | Greenleaf | Little Sahara |
| Lake Murray | Oklahoma City National Memorial (affiliated) | Lake Texoma | Washita Battlefield National Historic Site |
| Robbers Cave | Roman Nose | Lake Thunderbird | Wichita Mountains National Wildlife Refuge |
| Chickasaw Cultural Center | Lake Eufaula | Lake Tenkiller | Turner Falls |

Protecting History, Scenery and Natural Resources



Instructions: The National Park Service is charged with conserving “*the scenery and the natural and historic objects and the wildlife therein*” in America. What aspects of the National Park areas below make them important to preserve? (Some areas may have more than one answer.)

Check the appropriate answer

- | | | | |
|--|--|--|---|
| Chickasaw National Recreation Area | <input type="checkbox"/> Historic | <input type="checkbox"/> Scenic | <input type="checkbox"/> Natural |
| Oklahoma City National Memorial | <input type="checkbox"/> Historic | <input type="checkbox"/> Scenic | <input type="checkbox"/> Natural |
| Washita Battlefield National Historic Site | <input type="checkbox"/> Historic | <input type="checkbox"/> Scenic | <input type="checkbox"/> Natural |
| Yellowstone National Park | <input type="checkbox"/> Historic | <input type="checkbox"/> Scenic | <input type="checkbox"/> Natural |
| Lincoln Memorial | <input type="checkbox"/> Historic | <input type="checkbox"/> Scenic | <input type="checkbox"/> Natural |

Did you know...
That the land that is now known as Chickasaw National Recreation Area became a protected area in 1902? That makes us older than the National Park Service!



**GOT QUESTIONS?
Ask a Ranger on pg. 20**

The Natural World




Instructions: All the animals below can be found here in the park. Observe the animals and then show where they live by circling the pictures beside them.

Where do I live?

Forest

Prairie

Creeks



Vendome Well



Instructions: Go to Vendome Well and write down your observations. What did you see? What did you smell?

Did you know...
Chickasaw National Recreation Area has a unique blend of plants and animals. This area is called an ecotone, where plants and animals from Western prairies mix with plants and animals from Eastern forests. As you visit different areas of the park, notice how the nature around you changes.



GOT QUESTIONS?
Ask a Ranger on pg. 20

Conduct an Experiment



Instructions: Visit Vendome Well. You are seeing water that is coming out of the ground after thousands of years of being underground. It is sterile. As you can tell from the odor, it is very heavily mineralized.

The water flows down a channel then goes underground a short way and emerges in Flower Park. It flows across Flower Park and enters Travertine Creek near Lincoln Bridge.

Walk at least 200 yards along this stream, stopping every 20 yards to record your observations about any living things that are growing in the water. What do your observations tell you about the adaptability of life to grow and flourish in habitats?

[Alternate] This experiment can also be done at Antelope Springs, which is a fresh water spring, or along Travertine Creek. The outflow channel at Antelope Springs is only about 20 yards long so you will only need to make three observations that are seven yards apart.

“Conduct an Experiment” Observations			
	Smell	Water Color	Living Things (in or near the water)
Stop 1			
2			
3			
4			
5			
6			
7			
8			
9			
10			

GOT QUESTIONS?
Ask a Ranger on pg. 20


A Place of Water



Instructions: With a parent or adult, visit one of the following areas in the park and draw what you see there. Put a check mark in the box next to any area you have visited.

- Antelope Springs or Buffalo Springs
- Travertine Creek in front of the Nature Center
- Little Niagara
- Vendome Well
- Bear Falls or Panther Falls

Did you know...
People from all over the country came to Platt National Park to drink from the mineral springs in the 1930s. That's where we get the phrase "taking the water." At the time, we even had more visitors than Yellowstone National Park!



GOT QUESTIONS?
Ask a Ranger on pg. 20

Waterworks



The original survey of Platt National Park listed 33 fresh water and mineral springs. Now there are only a few left that flow reliably in the Park. The springs depend on underground water stored in an aquifer. When the level of water in the aquifer goes down, the springs will slow down and eventually stop flowing if the level gets too low.

Did you know...

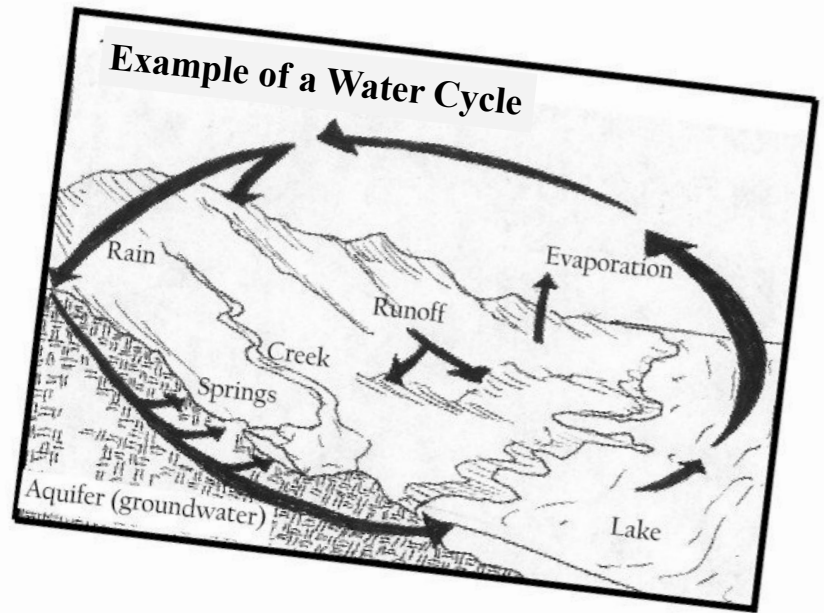
The water cycle at Chickasaw National Recreation Area includes springs, creeks and lakes. Occasionally the springs dry up. Check on the parks web page www.nps.gov/chic for current conditions prior to your visit.

The aquifer depends on water entering it from what is called a recharge area which is located to the east and southeast of the park. Rainwater enters the ground and flows through underground channels into the aquifer.




Instructions: Below are some reasons why the water level in the aquifer is dropping. Write a “P” by the ones you think people can control, an “N” by the ones that nature controls or a “B” if it is both man and nature.


- ___ Wells being drilled into the aquifer and water being pumped out.
- ___ No rainfall onto the recharge area.
- ___ Water flowing out of the aquifer through springs.
- ___ Eastern Red Cedar trees absorbing the rainwater at the surface before it enters the ground.

















GOT QUESTIONS?
Ask a Ranger on pg. 20

The Travertine Nature Center Scavenger Hunt Bingo

 Find one Bingo

 Find three Bingos












 Black out all the squares!

<p style="text-align: center;"><u>Aquarium</u></p> <p>The story of CNRA is a story about water. Everything in our aquariums is also in our creeks and lakes.</p> 	<p style="text-align: center;"><u>Opossum</u></p> <p> @ChickasawNPS Chickasaw NRA This is North America's only marsupial (pouched animal).</p>	<p style="text-align: center;"><u>AED</u></p> <p>AED's (Automated External Defibrillators) are found in many public places and are used by anyone in an emergency.</p>
<p style="text-align: center;"><u>Bison Head on a Wall</u></p> <p> Chickasaw National Recreation Area Bison were once hunted to near extinction, but their numbers are now increasing nationwide. 42 minutes ago</p>	<p style="text-align: center;"><u>Bottle Covered with Rock</u></p> <p>The same process created stalactites and stalagmites in caves.</p> 	<p style="text-align: center;"><u>Quartz</u></p> <p> Chickasaw National Recreation Area The Platt Historic District is named after Senator Orville Platt about an hour ago</p>
<p style="text-align: center;"><u>Senator Orville Platt</u></p> <p> @ChickasawNPS Chickasaw NRA In 1906 "Platt National Park" (today Chickasaw NRA) was named after Senator Platt from Connecticut.</p>	<p style="text-align: center;"><u>Fossils</u></p> <p> Chickasaw National Recreation Area The Arbuckle Mountains are ancient and contain some of the oldest fossils in Oklahoma. 15 hours ago</p>	<p style="text-align: center;"><u>FR</u></p> <p>Did you know Park Ranger uniforms are inspired by Army Cavalry uniforms circa the 1800's.</p>
<p style="text-align: center;"><u>A Park Brochure</u></p> <p> Chickasaw National Recreation Area Every National Park publishes a park brochure. These are all available at www.nps.gov. 22 hours ago</p>	<p style="text-align: center;"><u>Poison Ivy</u></p> <p>The vines are very poisonous and have small reddish "hairs." "Hairy vine, no friend of mine."</p> 	<p style="text-align: center;"><u>Creek Run</u></p> <p>Build</p> <p> @ChickasawNPS There are many "styles" of architecture of CNRA.</p>
<p style="text-align: center;"><u>Tree</u></p> <p>Trees can be identified by their leaves, bark and shape.</p> 	<p style="text-align: center;"><u>Photo of Vendome Well</u></p> <p> @ChickasawNPS Chickasaw NRA This is an artesian well. There are no pumps. It is forced up through the well pipe by underground pressure.</p>	<p style="text-align: center;"><u>Picture of</u></p> <p>Picture of</p> <p> Chickasaw National Recreation Area Eagles and all birds of prey are protected by law. Even possessing a feather is illegal. 36 minutes ago</p>

GOT QUESTIONS?
Ask a Ranger on pg. 20

Follow us on Twitter by searching ChickasawNPS and on Facebook by searching Chickasaw National Recreation Area!

Instructions: Go to Travertine Nature Center and see if you can find the items below! Use the key to the left to figure out how many items you need to find. A ‘Bingo’ means finding five items in a row.

<p><u>ED</u></p> <p>al Defibrillator) are found are designed to be used by emergency.</p>	<p><u>Prickly Pear Cactus</u></p> <p> Chickasaw National Recreation Area These are commonly found in desert and prairie environments. 37 minutes ago</p>	<p><u>American Bison</u></p> <p>More commonly known as “buffalo.”</p> 
<p><u>ilt</u></p> <p>nal Recreation Area District has been referred s Park.”</p>	<p><u>Deer</u></p> <p>CNRA has many white-tailed deer. Watch for them.</p> 	<p><u>Anticline and Syncline</u></p> <p> @ChickasawNPS Chickasaw NRA Have you ever wondered what makes the hills and valleys?</p>
<p><u>EE</u></p> 	<p><u>Snake Skin</u></p> <p> @ChickasawNPS Chickasaw NRA Snakes play an important roll in nature. Have you seen one in the park?</p>	<p><u>Fire Fighter Helmet</u></p> <p> Chickasaw National Recreation Area Prescribed fires are a “tool” used by Rangers to promote natural conditions in the environment. 17 minutes ago</p>
<p><u>ing Under a ding</u></p> <p>Chickasaw NRA stories” about the RA.</p>	<p><u>National Park Service Arrowhead</u></p> <p>This symbol is only found in National Park areas.</p> 	<p><u>Ancient Seas and Mountains Exhibit</u></p> <p> @ChickasawNPS Chickasaw NRA You are standing at what once was the bottom of an ocean.</p>
<p><u>an Eagle</u></p> <p>onal Recreation Area rds of prey are protected. the feathers of an eagle is</p>	<p><u>Turkey</u></p> <p> @ChickasawNPS Chickasaw NRA CNRA has a sizeable Wild Turkey population. Watch for them.</p>	<p><u>Rocks</u></p> <p>The story of the early earth is told in the rocks.</p> 


History



Instructions: Below are images of all the different people and animals who have used the springs of the Park. Draw lines to the pictures that match.

Did you know...

A Bison herd has been a central feature of the Platt Historic District [formerly Platt National Park, 1906-1976] since 1922. In February of 1922, three bison were transported here via horse-drawn wagon from Oklahoma's Wichita Mountains Wildlife Refuge.



The Civilian Conservation Corp



Instructions: Read the paragraphs below and then answer the questions at the top of page 15.

According to the Park website (www.nps.gov/chic), much of Platt National Park was built by a popular New Deal Program called the Civilian Conservation Corps (CCC). These young men were part of President Roosevelt's "Tree Army" and, at the height of the Great Depression, thousands of young, unmarried men between the ages of 18-25 signed up. Their enlistment was for six months but they could extend for up to two years. At Platt National Park, about 250 young men would work in the CCC.

They were paid "a dollar a day" or \$30 per month. They only got to keep \$5, the rest was sent to their families. The Army ran the CCC camps and uniforms, food, shelter and other necessities were provided.

Here in the Platt Historic District of the Park, many CCC structures still exist. They include Pavilion Springs, Buffalo Springs, Bromide Pavilion and many of the falls on Travertine Creek.

GOT QUESTIONS?
Ask a Ranger on pg. 20

CCC Questions:

- The CCC was nicknamed “Roosevelt’s T _____ A _____” because they replanted many of the forests that had been cut down.
- CCC boys joined up for _____ months and were paid \$_____ per month of which they only got to keep \$5 for themselves. The rest was sent to their _____.
- The CCC was created during an economic downturn called the “Great _____” and was part of President Roosevelt’s “N_____ D_____.”
- Draw a line through the two structures below that the CCC did NOT build.
 - Little Niagara
 - Buffalo Springs
 - Travertine Nature Center
 - Panther Falls
 - Lincoln Bridge
 - Pavilion Springs

Dollar Conversions



Although it is difficult to convert 1930 dollars to today’s dollars, an estimate can be made by comparing prices of things like bread and gasoline. Using these estimates, \$1 in the 1930s would be worth about \$13 in 2010.

Members of the CCC were paid \$30 a month but were only allowed to keep \$5 of their earnings. The rest they had to send home to their families. However, their uniforms, food, medical care and other necessities were provided for them. The \$5 they kept was their “allowance.”

- How much was the CCC’s allowance in 2010 dollars? \$ _____
How much did they send home in 2010 dollars? \$ _____


- If you were in the CCC today, prepare a budget for how you would spend your allowance. Some necessary items are already included.

Budget Your \$\$ Today		Add in other expenses with your leftover money.	
\$ _____	Laundry	\$ _____	_____
\$ _____	Snacks and Drinks	\$ _____	_____
\$ _____	Savings	\$ _____	_____
\$ _____	Postage for Letters	\$ _____	_____
\$ _____	Phone	\$ _____	_____

- Ask your parent or guardian how they would spend the money you sent home if you were in the CCC today.

GOT QUESTIONS?
Ask a Ranger on pg. 20

Conservation and Preservation



Instructions: Part of a Park Ranger's responsibilities is keeping the park clean so that everyone can enjoy it!

⇒ Pick up **10 pieces of trash** that you see around the park, but make sure you don't pick up anything that looks really gross or dangerous!

 Acorns, be sure to go with a parent or guardian so they can help you!

⇒ List four items that you found. Draw a line to where each item belongs.



Recycling Bin



Trash Can

GOT QUESTIONS?
Ask a Ranger on pg. 20

Leave No Trace



Leave No Trace is simple. At its heart it is a set of seven principles which can minimize human impacts on the environment.

Listed below are the seven principles of Leave No Trace with ways to apply these principles in the Chickasaw National Recreation Area. Whether you are hiking, swimming, picnicking, camping or boating, following these Leave No Trace principles will help protect the park and preserve the park experience for you and future visitors.

Instructions: Read and initial these Leave No Trace Principles.

1. **Plan Ahead and Prepare** - Planning ahead for your visit to the park is the first step in helping preserve the park and your experience here. Know and follow park regulations. Schedule your trip to avoid times of high use.
2. **Travel and Camp on Durable Surfaces** - Durable surfaces include established trails and campsites, rocks, gravel, and grasses. Stay on trails to keep from trampling fragile vegetation. Avoid shortcutting trails; shortcuts create new trails and increase trail erosion.
3. **Dispose of Waste Properly** - Keep the park clean! Pack it in; pack it out. Pack out all trash and food scraps if you are in a primitive area. Use trash receptacles, recycling bins and comfort stations for human waste.
4. **Leave What You Find** - All plants, animals, rocks, and artifacts are protected in Chickasaw National Recreation Area. Preserve the sense of discovery for others by leaving all natural and cultural artifacts as you find them. Take pictures, take notes, or sketch to help you remember what you discover here.
5. **Minimize Campfire Impacts** - Campfires are prohibited except in designated fire rings in campsites.
6. **Respect Wildlife** - Chickasaw is home to many animals, and we are visitors to their home. Carry binoculars and observe wildlife from a distance. If an animal changes its behavior because of your presence, you are too close. Wild animals find plenty of their natural food in the park; human food does not give them the proper nutrients to survive the winter, so keep animals healthy by not feeding them.
7. **Be Considerate of Other Visitors** - People visit Chickasaw National Recreation Area for different reasons. Preserve the park experience for all visitors by showing courtesy towards others. Excessive noise, unleashed pets, and damaged surroundings take away from everyone's experience. Preserve a sense of solitude by hiking in small groups. Keep noise levels down when hiking and camping. Observe "quiet hours" in park campgrounds, which are 10 p.m. until 6 a.m.

For more information on the Leave No Trace initiative, watch the National Park Service video at <http://www.nps.gov/shen/planyourvisit/leavenotrace.htm#>



GOT QUESTIONS?
Ask a Ranger on pg. 20

Now What?

Sharing with Others



Instructions: Draw a picture of something you saw in the park in the box below.

Spread the Word



Instructions: Write about something interesting you learned, saw or did here at Chickasaw National Recreation Area in one of the items below.

Example– Twitter Message *“Spending the day at Chickasaw NRA. Just found out it’s the nation’s 7th National Park. How cool!”*

Facebook Status _____

Text Message to Friends _____

Twitter Message _____

Title of My School Report _____

GOT QUESTIONS?
Ask a Ranger on pg. 20

Working for the National Park Service



Experience your America and build a fulfilling career by joining the National Park Service! Become part of our mission to unite our past, our cultures and our special places, to establish important connections to the present and build a rich and lasting legacy for future generations.

NPS is one of the most visible and appreciated of Federal agencies. We care for and conserve special places saved by the American people so that all may experience our heritage. From the Statue of Liberty National Monument to the geysers of Yellowstone National Park, to the vistas of the Grand Canyon National Park to the springs of the Chickasaw National Recreation Area, the National Park Service is part of the fabric of American life. You can be part of this exciting and important mission!

NPS offers a broad range of job opportunities. From permanent career positions to temporary and seasonal positions, NPS offers a variety of exciting and rewarding assignments across the country in some of the most beautiful and historic sites on earth.

To complete this activity, ask a Ranger about working for the Park Service and get them to initial here. _____

For more information on:

PERMANENT jobs, go to <http://www.nps.gov/personnel/permanent.htm>

TEMPORARY AND SEASONAL opportunities, go to <http://www.nps.gov/personnel/seasonal.htm>

VOLUNTEER opportunities for the NPS, go to <http://www.nps.gov/volunteer/>



**GOT QUESTIONS?
Ask a Ranger on pg. 20**

Ask a Ranger



Instructions: Circle at least three activities that you would like to know more about. When you bring this book to a Ranger for checking, he/she will be glad to answer any questions or tell you more about that activity.

Safety

National Park
Service Mission

The Natural World

A Place of Water

History

Conservation and
Preservation

The Travertine Nature
Center Scavenger Hunt
Bingo

Now What?

Notes:

Camping and Park Regulations

These regulations will help you to have a safe and enjoyable visit to Chickasaw National Recreation Area and leave it unimpaired for others to enjoy.

1. Park signage may indicate alcoholic beverages are prohibited in some areas of the park.
2. Pets are welcome in most areas and must be on a leash at all times. Pets are not permitted on trails east of Travertine Nature Center, in swimming areas. Pets should not be left unattended in campsites.
3. Fires are allowed in designated areas only. Grills and fire grates are provided and must be used. No ground fires are permitted.
4. Camp and picnic in designated areas only.
5. Lantern hangers have been provided for your use. Please use them and protect the trees from damage.
6. All wildlife, flowers, and plants are protected. Be careful - animals may bite and certain plants are poisonous.
7. Keep all vehicles on maintained roads only. Park your vehicles and trailers within campsite driveway to protect vegetation. ATVs and off-road motorcycles are not permitted in the park.
8. Dead and down wood can be collected near the campground. Trees should not be cut or damaged.
9. One-way roads and speed limits are posted for your safety. Remember small children may be playing in the area.
10. Quiet Hours are from 10:00 p.m. to 6:00 a.m. No generators, radios, stereos, or musical instruments please. Only registered campers and guests are permitted in the campground.
11. Checkout time is 2:00 p.m. for the all campgrounds . There is a 14-day stay limit.
12. Fishing is permitted in all of the small lakes throughout the park including Veterans Lake by hand held rod/pole only. A state-fishing license is required. If you live in Oklahoma and are under the age of 16 you do need not a license to fish (for non-residents under 14). No trotlines, jugs, yo-yo's or sail lines are permitted in these small lakes.



It is your responsibility to be familiar with National Park Service regulations.


To make reservations in advance go online to www.recreation.gov or call (877) 444-6777. Amenities include restrooms but no showers. Current rates are posted on the fee machine located at the campground entrance.



JUNIOR RANGER

This hereby certifies that

_____ has completed all the requirements of the
Chickasaw National Recreation Area Junior Ranger Program.



Presented by: _____
National Park Service Ranger



Mail:
901 W. 1st Street
Sulphur, OK 73086

Visit us online at :
www.nps.gov/chic

Travertine Nature Center
(580) 622-7234

Follow us on Facebook!



Junior Ranger Pledge

As a Junior Ranger,
I watch for danger.
I protect Chickasaw,
every wing, leaf and paw.
At National Parks
I know how to have fun
and share what I've learned
With everyone!