




Junior Ranger Activity Book



This **Junior Ranger** book belongs to:

This book is brought to you by
Sitka National Historical Park, Alaska Geographic,
and the Student Conservation Association.





Will **you** be the next Junior Ranger?

A Activities

At the top of each page you will see drawings of animals. These animals represent the different difficulty levels. Find the level that you feel comfortable with and complete at least **3** of the activities.



Salmon
Ages 4-6



Eagle
Ages 7-9



Brown Bear
Ages 10+

B Service Project

Along with your activities, complete **1** of these service projects:

1. Pick up 5 pieces of trash and place them in a garbage bin.
2. Recycle water bottles, soda cans, or other trash your family used during your stay.
3. Give a short ranger talk to a family member or a friend about something that you have learned during your visit.

C After completing steps **A** and **B**,

take your booklet to the Visitor Center or the Russian Bishop's House so a park ranger can award you with your very own Junior Ranger badge.

Remember...

You may ask for help from an adult, sibling, friend, or park ranger at any time. Be sure to explore the Park with a buddy, and be aware and respectful of your surroundings.

Oh, and there is one important rule:

HAVE FUN!

Welcome

to Sitka National Historical Park

2



Visitor Center

Here you will find amazing exhibits, a fascinating film, and a cultural center where artists carve totem poles, weave blankets, and create beautiful jewelry.



The Russian Bishop's House

More than **170** years ago, when Sitka was part of Russia, this house was built for one of the leaders of the Russian Orthodox Church (called a bishop).

How old is your house?



Totem Trail

The trail starts behind the visitor center and winds through **113** acres of temperate rainforest. There are many totem poles along the trails.

How many did you find?



The Beach

The beach in front of the visitor center is fun to explore at low tide. All kinds of ocean creatures and sea vegetables line the rocky beach. Ask a park ranger to borrow a "Beach Explorer Pack" and head out to the beach. **What did you find?**

Did you know?

Sitka National Historical Park is the oldest national park in Alaska.



Activity 1 — Picture This

Use your senses to locate the things that can be found around Sitka National Historical Park. Circle the name of each item found in the park. Try to get **4** in a row to complete the activity. (Hint: The rows can be up, down or diagonal.)

DIFFICULTY LEVEL —

3



Sea Star



Russian Bishop's House



Sea Shell



Cruise Ship



Salmonberries



Mt. Edgecumbe



Historic Garden



Totem Pole



Seaweed



Raven



Park Ranger



Boat



Snow-capped Mountains



Banana Slug



Devil's Club



Eagle

What was your **favorite** thing to find? _____

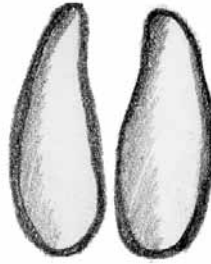
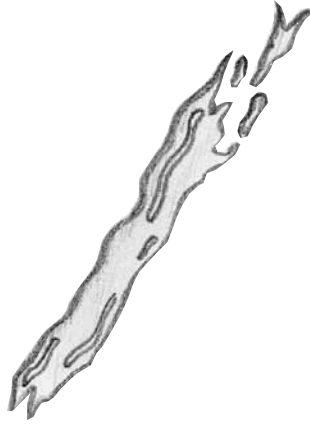
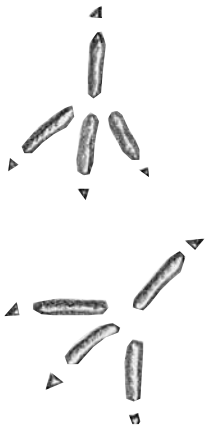


Activity 2 — That's not my footprint!

Can you help match the footprint to the animal that made it?
Connect the tracks with an animal in the circle.

DIFFICULTY LEVEL

4



Brown Bear

Brown bears live in the forest areas around Sitka on Baranof Island. They are huge animals with long claws and a big shoulder hump of muscles that makes them good at digging.

Male bears, called boars, may weigh up to **1,400** pounds and can stand up to a height of **9** feet when they are on their hind legs!



Bald Eagle

Bald eagles can be seen all over Sitka, soaring through the sky, perched in trees, or swooping over the water to catch fish with their sharp talons. Eagles build nests (up to **3 1/2** feet across) in old spruce or hemlock trees. They like to reuse nests—some nests are hundreds of years old!

The bald eagle has about **7,000** waterproof feathers and has a wingspan of up to **8** feet.



Sitka Black-tailed Deer

This deer lives in the coastal rainforests of Southeast Alaska. It eats mostly grasses, shrubs and woody plants, but occasionally they can be seen on the beach chomping on seaweed! This shy, reddish-brown deer lives on the forest edge, so you will have to look carefully to see one.

These deer are good swimmers, despite their skinny legs and hooved feet, and will swim from island to island in search of new food.



Banana Slug

Banana slugs are the second largest slugs in the world. They can grow nearly **10** inches long. They are gastropods, which means they have soft, slimy, limbless bodies and no hard skeleton. You often find them munching on mushrooms. Look out for banana slugs on the trails and be careful not to step on one!

Banana slugs don't drink water, instead they soak up water through their skin.



Activity 3 — A Special Mission

Time to put your detective skills to work. The answers to the clues can be found by investigating the Visitor Center.

1. I love to talk about totems, and you can always ask me for help! Just look for a big flat hat on top of my head, and an even bigger smile across my face.

I am a _ _ _ _ _

2. I belonged to the warrior **K**atlian during the Battle of 1804. I was originally a tool, but I became a weapon.

I am a _ _ _ _ _

3. Some Tlingit warrior **R**s wore me during battle to protect their head.

I am a _ _ _ _ _

4. I am the national bird of the United States of America, and my white head and brown wings can be seen soaring the skies here in Sitka.

I am a _ _ _ _ _

5. My skull is as large as a bear's. I live in the water and have a mighty **R**oar. You can see me playing in the water while catching fish for dinner!

I am a _ _ _ _ _

6. My fur is soft and was highly prized by the Russian Fur Traders.

I am a _ _ _ _ _

7. In summer I can be **C**ought swimming upstream in the nearby Indian River to lay my eggs and then die. I am an important food source for the Tlingit.

I am a _ _ _ _ _

8. I am an instrument that gives off a deep, powerful beat when beaten by fists wrapped in cedar bark.

I am a Box _ _ _ _ _

9. I am a way of transportation that was used by the **T**lingit for fishing, hunting, trading, and traveling. Sometimes as long as 60 feet, I was carved out of cedar and used on the water.

I am a _ _ _ _ _

Here are your **CLUES**



5

Did you know?

Sitka was originally called "Sheet'ka" by the Tlingit, which means "the people who live on the outside of Shee island."

Bonus

Look carefully. The answer to the question below can be found in the clues above. Look for the bold, capital letter that stands out in each sentence. Write this letter above the spaces provided. The number will give you a clue about what letter should be placed above the line.

I have shiny black feathers and a mischievous spirit. I figure prominently in both Haida and Tlingit stories.

I am Raven, the _ _ _ _ _
9 3 6 7 2 8 4 1 5



Activity 4 — Noticing Nature

Go outside and put your eyes, ears, and nose to work. Find a spot to sit and begin to listen, smell and see the world around you. Don't forget to tell an adult where you are going!

↑
DIFFICULTY LEVEL

6



• What sounds do you hear?

.....
.....
.....

How do you feel?

.....
.....



• What smells do you smell?

.....
.....
.....

Eagles, ravens, banana slugs, squirrels, and salmon live in the park. Sometimes, even a bear may wander in! What is your favorite animal in the park? Why do you think they like it here?

.....
.....
.....

Did you know?

Russians hunted the sea otter for its thick, soft fur. They traded the otter pelts to China for tea. Ask a park ranger if you can feel a real otter pelt!



• What do you see?

Complete the drawing below with the things that you see.



How are the things you observed here different from where you live?

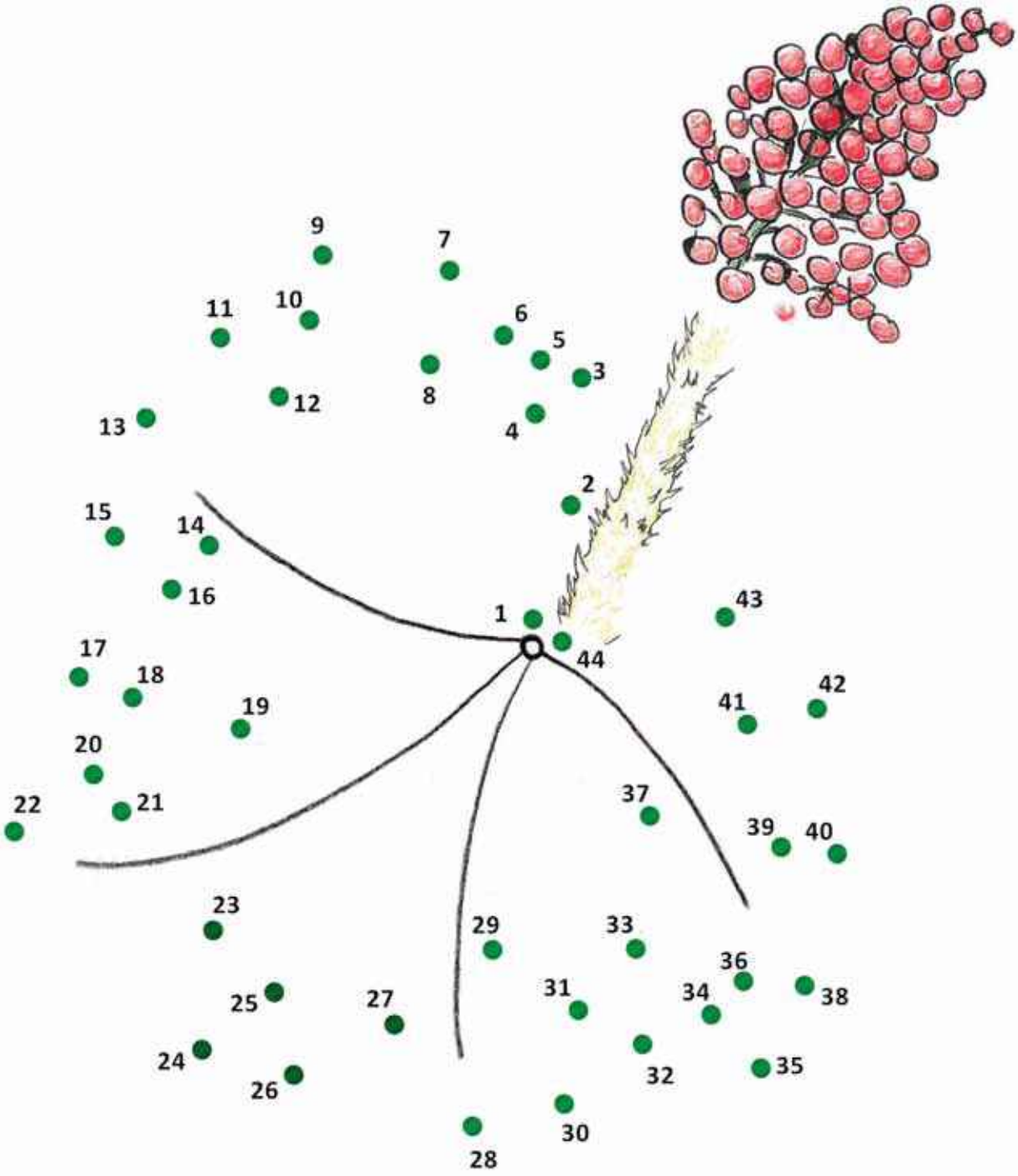
.....

.....

.....



Activity 5 — Dot to Dot



What's the name of this plant? _____ ' _____

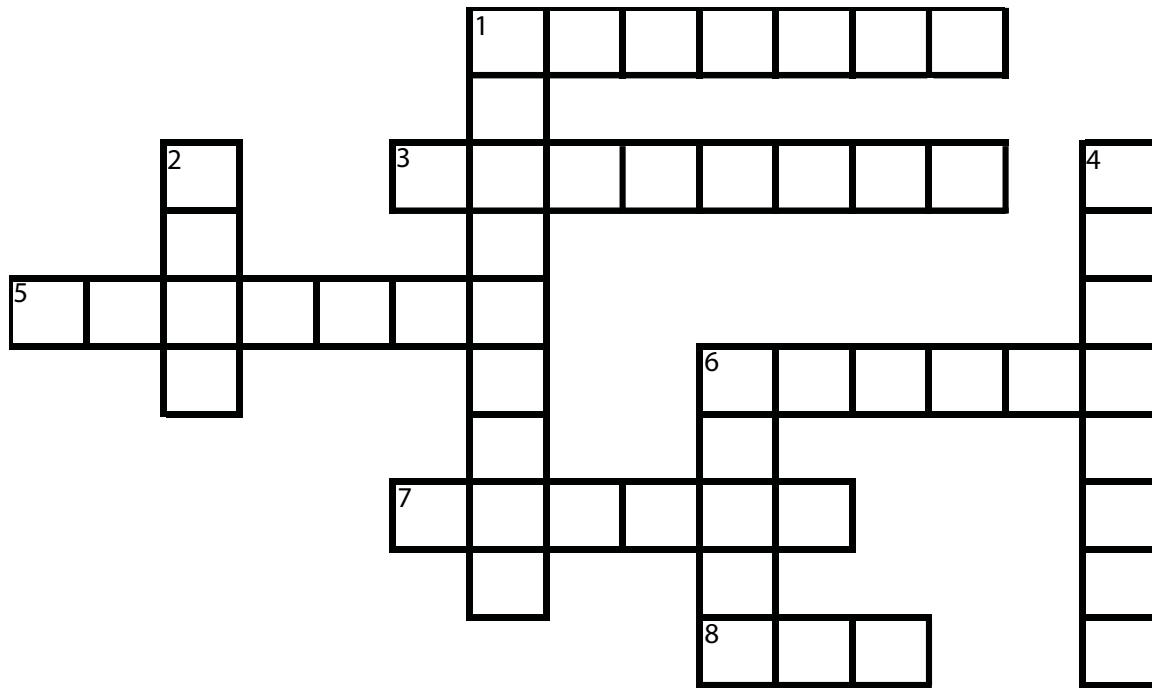
Hint: Workers found a piece of me under the floorboards when they restored the Russian Bishop's House. (You can find a clue on page 3).

Did you know?

Not only did the Tlingit use this plant as medicine, they also placed a small piece of the plant above their door to keep away bad spirits.



Activity 6 — Ocean Exploration



Across

1. I can be found washed up on the shore. Among many other things, I am even used to wrap sushi!
3. I started my life as a tiny shrimp-like swimmer. As I grew bigger, I attached myself to a rock and grew a hard shell. Believe it or not, I am actually related to the crab.
5. I have eye spots that can detect light and dark on the tips of my arms. I usually have 5 arms. (2 words)
6. In late summer, we swim upstream to spawn. You may be able to see us jumping in and out of the water.
7. My shell is shaped like a cap and I cling very tightly to rocks.
8. The best time to search for shells and creatures along the beach is when the tide is ____.

Down

1. I am spiny, colorful, and I like to eat algae. (2 words)
2. You can find me scuttling around the rocks. Look out and don't get too close, because I have pincers!
4. I am very tiny and drift through the ocean.
6. Mollusks, clams, snails, and turtles all have one of these.

Did you know?

The best time to explore the beach is during low tide! Don't forget to check out a free Beach Explorer Pack at the Visitor Center.

Word Bank

sea urchin
low

plankton
seaweed

salmon
barnacle


shell
crab

sea star
limpet

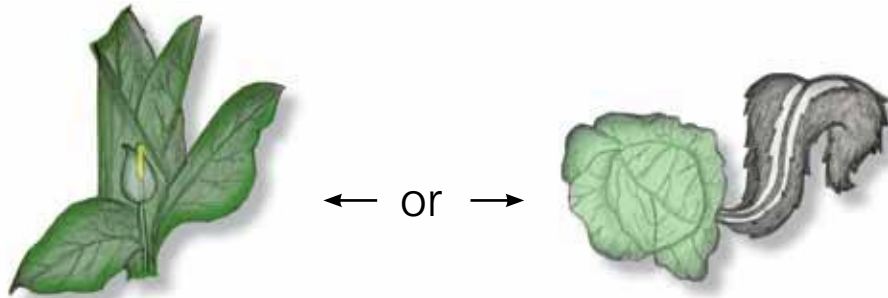


Activity 7 — This or That?


We have many special plants in our park and around Sitka. Some of the names can be kind of tricky. Circle the pictures of the **real plants** that are found here.



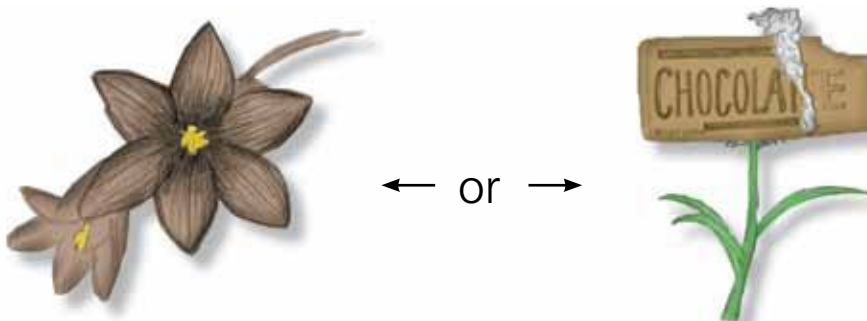
Salmonberries can be found all over the park during the summer months. The delicious red, orange, and yellow berries are a favorite food of both people and animals.



Skunk cabbage loves Sitka's rainy weather. The leaves can grow 5 feet tall. If you ever get caught out in the rain without an umbrella, you can use the leaves as a rain hat like the Tlingit did.



Goosetongue can be found growing close to the ocean. The leaves can be eaten raw or steamed, but you must be careful of its twin, Seaside arrowgrass, which is poisonous.



Chocolate lilies are a beautiful brown, but they smell like manure. It is a favorite joke of children to give someone a bouquet of these flowers!



Activity 8 — What is that big yellow house?

R P G E S E R B E I B U L C S L I V E D S
 A O O T F P X U H T E S N E C N I O P I N
 V H L N E I A A S O A T N A D N E P C E N
 O S D T U A N M M S X L T X T V H X H T D
 M I C L N E B K G I I A P M U S K E T S N
 A B U Y L P P O W S E A O T T E R P E L T
 S W F T P E P H X A O I N F L E V Y K U S
 O A F R F R B C Q W R H R S S E J Y P O O
 H I S T O R I C G A R D E N N O B Y W K Q
 S D A E B S S A L G T E A K E T T L E R S

Below is a list of items that can be found on display in the Russian Bishop’s House. Circle the words in the word search above. (Hint: The words are listed in any direction.)



Word Bank

axe
bell

belt plate
bishop

devil’s club
drawknife
glass beads
gold cuffs
historic garden

incense
maps
muskets
pendant
Russians

samovar
sea otter pelt
tea box
tea kettle

Once you have found all the words in the word search above, answer the following phrase using **only** the first **14** leftover letters in the word search.

The Russian Bishop’s House was built for



Activity 9 — It takes how many years??

Each person that visits Sitka National Historical Park has an impact on our park. The more people, the bigger the impact. Luckily, most people who visit are responsible. They dispose of their trash and recycle properly. Unfortunately, there are a few careless people who leave trash on our trails, in the roads, or toss it off their boats. It can take this trash years to decompose or rot.

In the space below, list 3 things that you have reduced, reused, and recycled at your home or in the Park.



REduce

REuse

REcycle

As a Junior Ranger, you can help to educate your family and friends about the importance of recycling. They will be amazed at this chart that **shows how long it takes for everyday items to decompose.**



Paper
2-6 months



Tin (soup) can
100 years



Orange Peel
6 months



Aluminum (soda) can
200-500 years



Plastic Coated Paper
Milk Cartons
5 years



Styrofoam cup
1+ million years



Plastic Bags
10-20 years



Glass bottles
NEVER!



Activity 10 — A Tlingit Tale

DIFFICULTY LEVEL

13

Do you have family stories that are told or read to you? Just like you and your family, the Tlingit also tell stories. “*Shanyaak’utlaax*” or “Moldy End” is a well known story from the *Kiks.ádi* clan. Read this Tlingit legend to a family member or friend, or have someone read it to you.

The Moldy End

Long ago, there was a story told of a *Kiks.ádi* boy who was trying to snare sea gulls. “I’m hungry, mom,” he yelled to his mother. “Give me something to eat!”

His mother gave him the bony shoulder piece of a dried salmon with mold on the end. Angry, the boy flung it away in disgust, saying, “You always give me the moldy pieces.”

Just then, a sea gull was trapped in his snare. The boy ran down into the water to pull in the sea gull, but it kept pulling the snare out into deeper water. Suddenly, the boy was swept under the deep water where he was brought into the world of the Salmon People. They named him *Shanyaak’utlaax*, or “Moldy End,” because they were offended by his disrespect.

The boy had been with the Salmon People for 4 or 5 years when one day they began moving toward the streams of their birth. Eventually, *Shanyaak’utlaax* arrived at his parent’s stream.

As they were swimming up stream, *Shanyaak’utlaax*’s father speared him and gave him to his mother. As she was trying to cut the fish to prepare for dinner, she stopped when she saw her son’s necklace.

His father wrapped *Shanyaak’utlaax* in a blanket. After a while, *Shanyaak’utlaax* appeared as a young man and told his family his story. Then they named him “*Aak’wtaatseen*.” He became known as the boy who was captured by the Salmon People for insulting the Salmon People and the food that comes from them.



1. How did this story make you feel?

.....
.....
.....

2. What did you learn from this story?

.....
.....
.....
.....

This story has been borrowed from Sealaska Heritage Institute, www.sealaskaheritage.org

This story is recognized as a *Kiks.ádi* story. The version presented here is a rewrite of the *Salmon Boy Legend* taken from the Juneau Indian Studies Program, 1986. The purpose of this publication is to support Tlingit language immersion programs. This is a much abbreviated version of the actual story. To read the story in its entirety as told by *Deikeenaak’w* in 1904, go to www.sealaskaheritage.org/programs/Salmon_Boy_Book_web.pdf



Activity 11 — That is a-MAZE-ing!

DIFFICULTY LEVEL —

Follow the history picture maze.

1. The Tlingit were the first people to inhabit what we now call Baranof Island. They are hunters and gatherers who have traditionally relied on the ocean for most of their food. They fished from cedar canoes that were up to 60 feet long! **Draw a Tlingit canoe.**

Start

2. The Russians arrived in Sitka in 1799. They traded beads, tobacco, and sugar to the Tlingit in exchange for valuable sea otter pelts. **Draw a sea otter.**

- In 1802 Tlingit warriors attacked a Russian trading post at Old Sitka and drove the Russians away. In 1804 the Russians returned to build a new settlement. They attacked a Tlingit fort called *Shís'gi-Noow*, which the Native people built to defend their land. At the end of the Battle of Sitka the Tlingit ran out of gunpowder and flint. When the Russians approached the fort they found the Tlingit had gone away in the night. **Draw the Tlingit fort.**

- Quickly the Russians established a busy trading port they called "New Archangel." **Draw a ship.**

- In 1867 Russia sold Alaska to the United States for \$7.2 million dollars. **Draw the US flag.**

Done.



Activity 12 — Totem Scavenger Hunt

1. Start your scavenger hunt in Totem Hall, inside the Visitor Center. Here, you will view and learn more about different types of totem poles. Draw a line that connects the type of pole to its description:

Type of Pole

Memorial and Mortuary poles

History poles

Crest poles

Legend poles

Description

Records history of a clan

Illustrates a real-life experience or tells a story

Remembers individuals; stores cremated remains inside hollow areas.

Portrays ancestry of a family

2. Now that you have learned about different types of totem poles, take a look at the pictures of totems below. Each one of these poles can be found in either Totem Hall or outside the front of the Visitor Center. Write down the type of pole underneath each example below. (Memorial/Mortuary, History, Crest, or Legend)



.....



Activity 13 — Take Me Home Totem

Here is a project for you to do at home. You will need:

crayons or markers

tape or glue

scissors

a cardboard paper tube

piece of cardboard

Color the totem pole on the other side of this page. Then let an adult help you cut out the two different pieces. Tape or glue them together, and then to the paper tube. Glue a stiff piece of cardboard to the bottom of your totem so it will not fall over. Now you have your very own totem pole!

Remember: The Native people of the Pacific Northwest most often used 3 colors for their totem poles:



In olden days, totem poles were not found along a neat trail like they are in Sitka National Historical Park. Instead, they were in front of and at the corners of homes. Back then, walking by the cedar houses, you would know who lived there based on what was on the poles.



DIFFICULTY LEVEL —

17

Bonus

After you have finished, try drawing your own totem pole to represent yourself and your family on a separate piece of paper.

top



glue onto B

B



fold under

Activity 14 — Colorful Totems

Here is a totem pole for you to color. Use the key below to select the colors the Tlingit and Haida used for their totem poles or get creative and use different colors!



Lips, nostrils and bodies

The red paint was originally made from iron.



Eye sockets

Rusted copper was used to make blue-green paint.



Eye pupils, eyelid lines, eyebrows and claws

Charcoal was used to make black paint.



DIFFICULTY LEVEL —

19

Did you know?

Traditionally, salmon eggs were the key ingredient to making paint! They were chewed up and spit out into a bowl to make a base. Pigments were then added to make the desired color.



Become a Web Ranger

Now you can be a Junior Ranger even if you are not able to visit a national park. Lots of children just like you are exploring our national parks, monuments, and historic sites online.

There are more than 50 fun activities created just for you. Complete the activities, track your progress, receive rewards, and earn your free Web Ranger patch!



DIFFICULTY LEVEL

20

How to get started:

1. Ask an adult for help and visit the Web Rangers website at www.webrangers.us
2. Sign up.
3. Take the Web Rangers pledge.
4. Print your Web Rangers card.
5. Choose your activities!

A Web Ranger is...

A caretaker

An adventurer

A discoverer

A Web Ranger could be **You!**

Design your own ranger station!





Sitka National Historical Park

JUNIOR RANGER

Certificate of Completion

I,, am proud to be a National Park Service Junior Ranger. I will do my best to appreciate, respect, and protect all national parks and wildlife. I will continue learning about the landscape, plants, animals, and history of these special places while sharing what I learn with my friends and family.

.....
Junior Ranger Signature

.....
Park Ranger Signature

.....
Date



Experience your America! The National Park Service cares for special places saved by the American people so that all may experience our heritage.



For more information about Sitka National Historical Park write to:

Superintendent
Sitka National Historical Park
103 Monastery Street
Sitka, Alaska 99835
(907) 747- 0110
www.nps.gov/sitk

To learn more about other national park units, check out these websites:

National Park Service: www.nps.gov
Webrangers: www.webrangers.us