




Washington
State Department of
Agriculture

Birds & Animals Activity Book for Kids

contains these 3 books
and more!

Fun WORD GAMES



**BIOSECURITY
FOR THE BIRDS**

Coloring Book

www.aphis.usda.gov/vs



Veterinarians
Médico Veterinario

Keeping Animals and People Happy and Healthy
Manteniendo a los animales y a las personas felices y saludables

**ACTIVITY &
COLORING
BOOK**



**LIBRO PARA
COLOREAR Y DE
PASATIEMPOS**



Produced by The American Veterinary Medical Association



**LOOK
for
Signs.**



**REPORT
Sick
Birds.**



**PROTECT
Your
Birds.**



United States Department of Agriculture
Animal and Plant Health Inspection Service

The U.S. Department of Agriculture is an equal opportunity provider and employer.

Find helpful information at

<http://healthybirds.aphis.usda.gov>

Program Aid No. 2050
Issued August 2010

Washington State Department of Agriculture would like to thank the following for their contributions to this publication:

- Veterinary Services, U.S. Department of Agriculture's Animal and Plant Health Inspection Service (USDA-APHIS) [Fun Word Games and Biosecurity for the Birds Coloring Book]
- Fidelis Hegngi, Senior Staff Veterinarian with USDA-APHIS [Don't "Borrow" Bird Flu Grab & Go Activity]
- American Veterinary Medical Association [Veterinarians Activity & Coloring Book]

Printed/reprinted with permission by:

Washington State Department of Agriculture
Don R. "Bud" Hover, Director
PO Box 42560
Olympia WA 98504-2560



AGR PUB 404-386 (N/6/13)

Do you need this publication in an alternate format?
Contact the WSDA Receptionist at (360) 902-1976
or TTY Relay (800) 833-6388.



For more information about veterinarians and pet care,
visit the AVMA Web site:

Para mayor información sobre los Médicos Veterinarios y cuidado de mascotas, visita el Sitio
Web de AVMA en:

www.avma.org



AMERICAN VETERINARY MEDICAL ASSOCIATION
1931 NORTH MEACHAM ROAD • SCHAUMBURG, ILLINOIS 60173-4360
PHONE: (847) 925-8070

PRINTED 11/06

Dear Parents:

Keeping your poultry and pet birds healthy is the responsibility of the whole family—adults and children alike. The best way to keep your birds free of illness is for the whole family to practice biosecurity. Biosecurity means doing everything you can to protect your birds from disease, from washing your hands to restricting visitors' contact with your birds. You can help stop diseases such as "bird flu" should they show up, by

- knowing how to protect your birds from germs,
- looking for signs of illness, and
- quickly reporting sick birds (call your veterinarian, the State Veterinarian, State animal diagnostic laboratory, or the U.S. Department of Agriculture [USDA] at 1-866-536-7593).

This coloring book is a fun way to encourage children to learn the basics of what we call "backyard biosecurity." By coloring and reading this booklet, your child will become more aware of the basic steps for keeping your birds healthy.

For more information, visit
<http://www.aphis.usda.gov/vs>
on the Web



The U.S. Department of Agriculture
is an equal opportunity provider
and employer.
Program Aid No. 1806
Issued August 2006

The U.S. Department of Agriculture is an
equal opportunity provider and employer.



PRACTICE

Backyard Biosecurity.



Biosecurity For Birds



Keeping your poultry and birds healthy means doing everything you can to protect your birds from disease—such as washing your hands before and after you handle your birds, and keeping new birds separated from your other birds for at least 30 days.


You can help stop diseases such as avian influenza, also known as bird flu, if they show up by:

- Learning how to protect your birds from germs. (See the inside back cover for six easy steps.)
- Looking for signs of illness.
- Quickly reporting sick or dying birds. (Call your veterinarian, your local cooperative extension service, the State Veterinarian or State animal/poultry diagnostic laboratory, or the U.S. Department of Agriculture (USDA) at **1-866-536-7593**.)

You can find information on keeping your birds healthy at <http://healthybirds.aphis.usda.gov>.

HAVE FUN
WITH THE
GAMES

The answers to each game are on the page behind the game.





SEARCH FOR A BIRD WORD #1

Keeping your poultry and pet birds healthy is the whole family's responsibility—adults and kids. Good hygiene habits like washing your hands before and after handling your birds, making sure that visitors do not come near your poultry, and checking your birds for signs of illness will help protect them from diseases such as bird flu.


Find the following words in the box, and remember, **some of them go up, across, and backwards!**

healthy poultry biosecurity flu germs birds

avian flock disinfect protect virus

f	r	a	d	p	e	n	p	o	k	a
h	m	p	s	o	b	h	r	c	v	j
e	a	f	l	u	c	t	o	u	g	l
a	k	e	t	l	z	l	t	h	e	s
l	v	s	a	t	f	l	e	e	r	d
t	p	i	u	r	w	p	c	y	m	r
h	j	t	r	y	t	r	t	p	s	i
y	t	i	r	u	c	e	s	o	i	b
l	a	v	c	e	s	w	f	t	u	w
u	d	i	s	i	n	f	e	c	t	s
t	t	p	y	h	a	v	i	a	n	f

LOOK for Signs.



ANSWERS • Search for a Bird Word #1

f	r	a	d	p	e	n	p	o	k	a
h	m	p	s	o	b	h	r	c	v	j
e	a	f	l	u	c	t	o	u	g	l
a	k	e	t	l	z	l	t	h	e	s
l	v	s	a	t	f	l	e	e	r	d
t	p	i	u	r	w	p	c	y	m	r
h	j	t	r	y	t	r	t	p	s	i
y	t	i	r	u	c	e	s	o	i	b
l	a	v	c	e	s	w	f	t	u	w
u	d	i	s	i	n	f	e	c	t	s
t	t	p	y	h	a	v	i	a	n	f



WORD SCRAMBLE #1

If you have chickens or other poultry, there are three things that you can do to help keep them healthy.

1. **Look for signs of disease**—check your birds every day.
2. **Report sick birds**—tell your parents, and they can call your veterinarian or the State veterinarian.
3. **Protect your birds** by using good hygiene, by keeping items around them such as water and cages clean, and by keeping people and other birds away from them.

Have fun unscrambling the words below. They have to do with poultry and with keeping your birds safe from disease, and **they are all found in the text above!**

1. **teyahlh** _____
2. **edseasi** _____
3. **trpero** _____
4. **youltrp** _____
5. **coprtet** _____
6. **dirsb** _____
7. **gihyeen** _____
8. **ncekihcs** _____
9. **kolo** _____

PROTECT Your Birds.



ANSWERS • Word Scramble #1

1. healthy
2. disease
3. report
4. poultry
5. protect
6. birds
7. hygiene
8. chickens
9. look



SEARCH FOR A BIRD WORD #2


Many different birds may get bird flu. If you have chickens or birds, you can protect them from diseases like bird flu by keeping your birds' area clean and by washing your hands before and after you handle your birds.

Find the following words in the box below. **Hint: Some of them go up, across, and backwards!**

chicken turkey parrot egret
duck peacock blackbird goose

p	a	j	q	z	g	t	x	p	d	c
b	c	z	y	e	o	l	f	k	h	j
e	s	a	b	r	h	k	m	i	t	m
s	t	l	r	z	c	n	c	e	n	t
o	q	a	f	m	j	k	r	u	h	y
o	p	u	g	a	e	g	e	o	d	e
g	t	k	g	n	e	s	e	v	u	k
u	e	p	h	w	m	S	i	e	w	r
b	l	a	c	k	b	i	r	d	m	u
t	g	d	v	q	n	w	f	g	i	t
v	e	o	s	k	c	o	c	a	e	p

REPORT Sick Birds.



ANSWERS • Search for a Bird Word #2

p	a	j	q	z	g	t	x	p	d	c
b	c	z	y	e	o	l	f	k	h	j
e	s	a	b	r	h	k	m	i	t	m
s	t	l	r	z	c	n	c	e	n	t
o	q	a	f	m	j	k	r	u	h	y
o	p	u	g	a	e	g	e	o	d	e
g	t	k	g	n	e	s	e	v	u	k
u	e	p	h	w	m	x	i	e	w	r
b	l	a	c	k	b	i	r	d	m	u
t	g	d	v	q	n	w	f	g	i	t
v	e	o	s	k	c	o	c	a	e	p



WORD SCRAMBLE #2: FIND THE BREED NAME

Can you untwist the breed names of these chickens, turkeys, and ducks? All of the names are listed below.

**Araucana, Wyandotte,
Bourbon, Muscovy,
Brahma, Polish, Rhode
Island Red, White,
Sumatra, Narragansett,
Runner, Leghorn, Call,
Sultan, Pekin, Cochin,
Dominique, Black,
Bronze, Rouen**

CHICKENS


1. Tetwdonay _____
2. Eohdr Dre Dnials _____
3. Neglroh _____
4. Alustn _____
5. Phlios _____
6. Hcinoc _____
7. Ahmabr _____
8. Atumsra _____
9. Eoqdmniiu _____
10. Nuaaraac _____

TURKEYS

1. Nroubbo _____
2. Ewtih _____
3. Kabcl _____
4. Ranatetgnasr _____
5. Obrzne _____

DUCKS

1. Nuero _____
2. Lalc _____
3. Npkie _____
4. Vmsuyco _____
5. Nunrer _____



**YOU
are
the best
protection
your birds
have.**

ANSWERS • Word Scramble #2

CHICKENS

1. Wyandotte
2. Rhode Island Red
3. Leghorn
4. Sultan
5. Polish
6. Cochin
7. Brahma
8. Sumatra
9. Dominique
10. Araucana

TURKEYS

1. Bourbon
2. White
3. Black
4. Narragansett
5. Bronze

DUCKS

1. Rouen
2. Call
3. Pekin
4. Muscovy
5. Runner

SIX WAYS TO KEEP POULTRY DISEASES AWAY

There are simple steps you can take to keep your birds healthy.

1. Keep Your Distance.

- Don't let visitors who have poultry of their own come near your birds.
- Don't visit other households that have poultry.
- If you've been near other birds or bird owners—such as at a poultry exhibit or fair, a swap meet, small sale, or auction—clean and disinfect your clothes and shoes before going near your own birds.

2. Keep It Clean.

- Carefully wash your hands with soap and water before and after you handle your birds.
- Change water and food every day.
- Disinfect all tools and equipment.
- Wear clean clothes when you work with your birds.

3. Keep It Away.

- Buy chicks and birds from a reputable source to make sure you are getting healthy animals.
- New birds should be kept separate from your other birds for at least 30 days.
- If your birds have been to a fair or exhibit, keep them separate from your other birds for at least 2 weeks.
- Wild birds can carry disease, so keep them away from your birds.

4. Don't Borrow Disease From Your Neighbors.

- Don't share garden tools or poultry supplies.
- If you do bring these items home, clean and disinfect them before they reach your property.

5. Know the Warning Signs of Infectious Bird Diseases.

- Learn the warning signs of infectious bird diseases at <http://healthybirds.aphis.usda.gov>.
- Look for sudden bird deaths and dramatic decreases in eating habits and egg production.

6. Report Sick Birds.

- If your birds are sick or dying, don't wait.
- Call your local cooperative extension agent, your veterinarian, the State Veterinarian or State animal/poultry diagnostic laboratory, or USDA at **1-866-536-7593**.



YOU ARE THE
BEST PROTECTION
YOUR BIRDS HAVE.



LOOK
for Signs.





REPORT

Sick Birds.






1 Keep Your Distance

Be careful about who comes into contact with your birds. If your friends have birds of their own, they shouldn't visit your birds.

2 Keep It Clean

Wash your hands and clean your shoes before and after you work with your birds.





3 **Don't Haul Disease Home**

Car and truck tires should be cleaned before you go home if you have been near other birds.

4 **Don't Borrow Disease From Your Neighbors**

Do not share tools or equipment with other bird owners, even your friends.



5 Know the Signs of Disease

If your birds are coughing or sneezing and/or not eating or drinking, tell your mother or father.



6 Report Sick Birds

Don't wait. If your birds are sick, your mother or father should call your vet or the USDA at 1-866-536-7593.

WORD SCRAMBLE

Palabras Revueltas

1) A trick to teach a dog.

Truco para enseñarle a un perro.

2) Noise a cat makes.

Sonido que hace un gato.

3) A bird that talks.

Pájaro que habla.

4) A pet that runs on a wheel.

Mascota que corre sobre una rueda.

5) You can put a saddle on this animal.

Puedes ponerle una silla de montar a este animal.

6) A doctor that cares for animals.

El Médico Veterinario que atiende a los animales.

1. ITS

ESEN RATS

2. EOMW

AMIU

3. RAPRTO

ARTOCOR

4. ESMRHAT

ESMRHAT

5. SROEH

ABLCLAO

6. TARNAVEINREI

TORAVEINREI

(1) SENTARSE (2) MIAU (3) COTORRA (4) HAMSTER (5) CABALLO (6) MÉDICO VETERINARIO

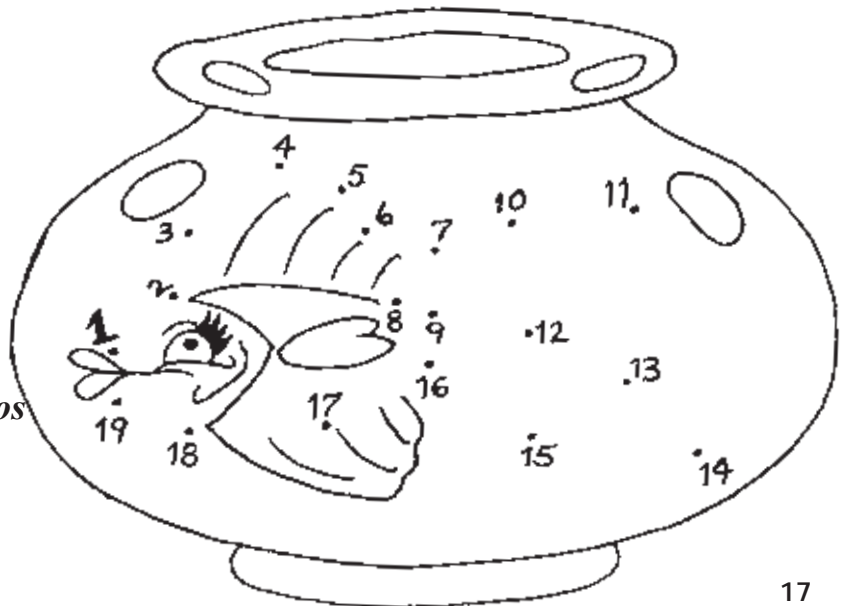
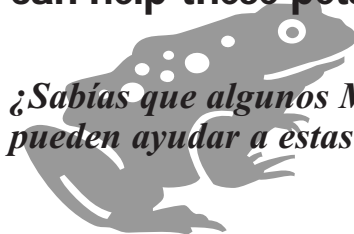
(1) SIT (2) MEOW (3) PARROT (4) HAMSTER (5) HORSE (6) VETERINARIAN


Connect
the dots

Une
los puntos

Did you know some veterinarians
can help these pets?

¿Sabías que algunos Médicos Veterinarios
pueden ayudar a estas mascotas?




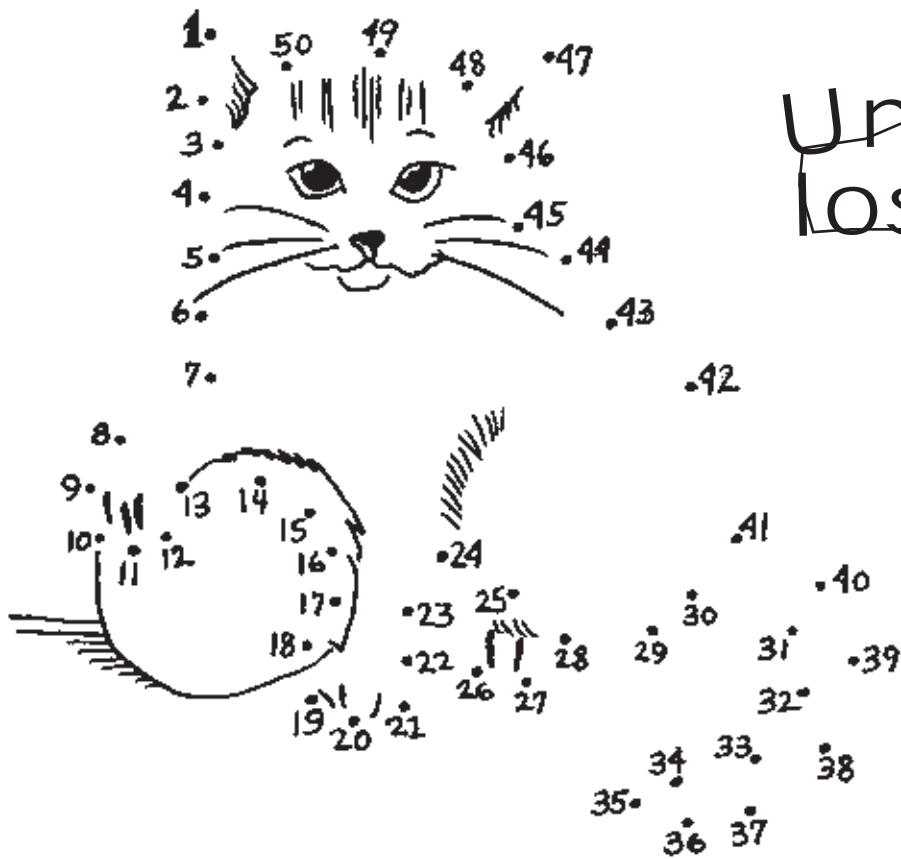


Veterinarians keep our pets healthy and happy.

Los Médicos Veterinarios mantienen a nuestras mascotas felices y saludables.

Connect
the dots

Une
los puntos



Pets need exercise!

¡Las mascotas necesitan hacer ejercicio!

Don't "Borrow" Bird Flu


Main idea: Youth will see how easily viruses from poultry diseases such as avian influenza (bird flu) can spread. Borrowing tools and equipment without cleaning them properly could result in the spread of infectious poultry diseases from one farm to the next.

Objective: Youth will learn why properly cleaning and disinfecting farm tools and equipment are important if they raise poultry or other animals. Students will learn about biosecurity practices/principles/measures and how these can prevent the spread of poultry diseases.

Materials: Each group of 4 to 5 needs:

- 2 cups of clean non-clumping kitty litter
- 1 small container of glitter (the glitter for each group should be a different color - green for one group, gold for another, etc).
- 1 shoebox or similar sized tray or pan to hold the kitty litter.
- Five or more small tools and/or items of clothing you might find around the farm. These include:

- Small shovel or trowel
- Small hoe
- Hammer
- Broom
- Baseball cap
- Boots or old shoes



Clean-Up: There will be glitter on students' hands and on tools, etc, after the activity. Either have access to a bathroom after the activity to clean up or bring wet wipes for in-classroom clean up.

Motivator: Ever wonder how germs spread from one place to another? What happens if you are raising poultry or birds and they get sick, could you spread the disease to other people's birds or poultry? Could your chickens get it from other sick birds?

Questions: Ask and discuss these questions before starting the activity.

1. Have you ever heard of avian influenza or bird flu?
2. Do you know how diseases like avian influenza spread?
3. If you have chickens or other poultry do you or your family borrow tools or other equipment from family, friends and neighbors?
4. Do you wash these tools or equipment before you take them from friends, family or neighbors?
5. If you wash them, do you use bleach to disinfect them as part of the cleaning process?

Grab and Go Activity for ages 10 & up (continued)

Activity:

1. Divide youth into groups of 4 or 5.
2. Provide each group with a shoebox or pan, two cups of kitty litter and a small container of glitter (a different color for each group).
3. Each group will represent a different farm in the community.
4. The kitty litter will represent soil on the farm.
5. Ask them to pour their particular container of glitter into their shoebox or pan of kitty litter.
6. Ask each group to take one of the tools or article of clothing. They should spend a minute digging around in the kitty litter (soil) with the tool, gently stepping in the soil with boots, putting their hands in the soil and then putting on and taking off the baseball cap, etc.
7. After a minute or two of doing this, tell them that one of their neighbors from another farm has asked to borrow one of their tools and that they also need to borrow a tool from one of their neighbors. Have the students switch tools/boots/equipment with each other - without cleaning them off - and repeat digging around in the kitty litter with the new tool/equipment. Have the students repeat this process until the tools/equipment have been to each "farm."
8. Now, ask the youths to look at the tools/equipment/clothing that they currently have in their shoebox or pan. What color glitter do they see?
9. The students will invariably see every color of glitter on the tools, in the soil and on their hands.
10. Ask them to imagine that each color of glitter represents a germ or a virus. Most of these germs and viruses do not pose a serious threat to humans or poultry. However, what would they think if the gold glitter was avian influenza and that their birds could become sick from being exposed to it in the soil or on their hands and equipment?
11. What can they do to prevent the spread of avian influenza?

Learning checks:

- Explain to students that this is part of practicing biosecurity. In the broad sense biosecurity is defined as "policies and measures taken for protecting a nation's food supply and agricultural resources." On a personal level, Biosecurity is defined as doing everything possible you can to protect your birds and other animals from disease.
- Ask the youths to think of instances where they have brought tools or equipment with them somewhere. Ask them what they might do differently now that they better understand how diseases like avian influenza spread.

Background:

Avian influenza is an infectious disease, harmful mostly to birds, that can be carried by equipment, vehicles, clothing, shoes, and people who have come in contact with the virus. Another is exotic Newcastle disease.

Grab and Go Activity for ages 10 & up (continued)

(Possible answers include)

1. See vocabulary item "Avian influenza" below
2. Don't borrow tools from friends, family or neighbors
3. If you must borrow something, be sure to clean the item and then disinfect it using such as bleach and water before returning it
4. Change your boots, shoes and clothes before traveling from one farm to another or at least clean your boots, shoes and clothes first
5. Wash and disinfect hands thoroughly before and after handling poultry and birds

Vocabulary:

Avian influenza (AI)—the bird flu—is a virus that infects wild birds (such as ducks, gulls, and shorebirds) and domestic poultry (such as chickens, turkeys, ducks, quail, pheasants, partridges, and geese). There is flu for birds just as there is for humans and, as with people, some forms of the flu in birds are worse than others.

Biosecurity: Precautions taken to minimize the risk of introducing an infectious disease into an animal population such as poultry. Biosecurity is the first line of defense in the prevention and control of infectious diseases.

Disinfecting: Making an object or area clean by removing, neutralizing, or destroying bacteria or germs.

Disinfectant: A substance that destroys harmful microorganisms.

Extensions:


Youths can learn more by visiting the Biosecurity for Birds website: healthybirds.aphis.usda.gov

and the WSDA Avian Health Program website: agr.wa.gov/FoodAnimal/AvianHealth/

For more information contact USDA/APHIS at birdbiosecurity@aphis.usda.gov

or WSDA Avian Health at ahealth@agr.wa.gov

Contributor: Fidelis Hegngi, Senior Staff Veterinarian with the U.S. Department of Agriculture's Animal and Plant Health Inspection Service (APHIS).

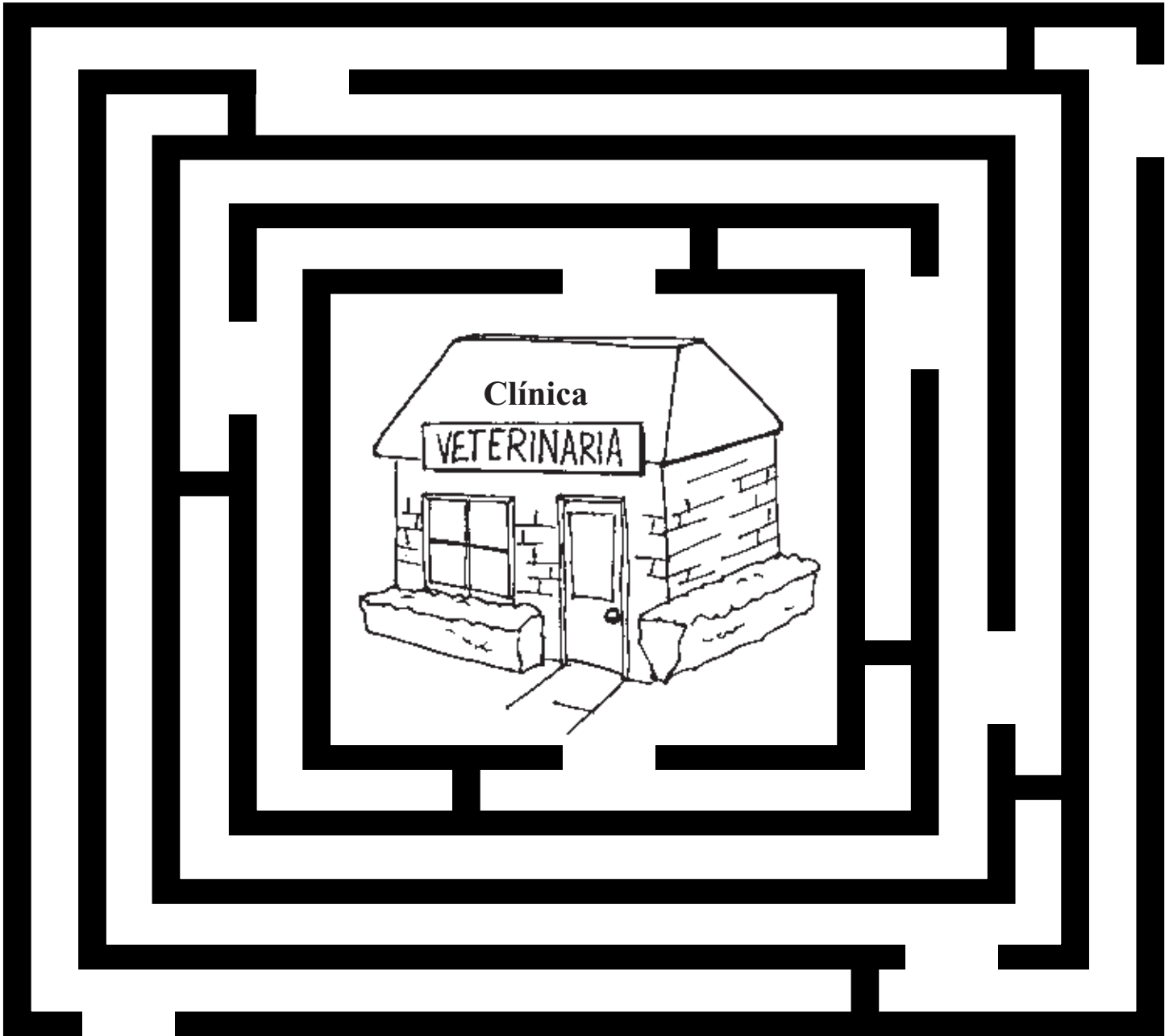


Because pets can't talk, veterinarians must examine your pet thoroughly.

Porque los animales no pueden hablar, los Médicos Veterinarios deben examinar cuidadosamente a tu mascota.


ANIMAL MAZE

Laberinto



I need to get a checkup. Can you help me find my way to the veterinarian?

Necesito un examen médico. ¿Puedes ayudarme a encontrar el camino para llegar con el Médico Veterinario?





All kinds of animals depend on the veterinarian.

Toda clase de animales dependen del Médico Veterinario.

Find the one animal in each group of three that is different and circle it.

Encuentra un animal diferente en cada grupo de tres y haz un círculo alrededor de él.





When farm animals are sick,
veterinarians are there to help.

Cuando los animales de granja se enferman,
los Médicos Veterinarios están ahí para ayudarlos.




Veterinarians keep cows healthy
to protect our milk supply.

Los Médicos Veterinarios mantienen las vacas saludables
para proteger nuestra disponibilidad de leche.

Connect
the dots

Une
los puntos



Can veterinarians help a sick Hippo?

¿Pueden los Médicos Veterinarios ayudar a un hipopótamo enfermo?

Draw another animal found in a zoo.



Dibuja otro animal que vive en el zoológico.

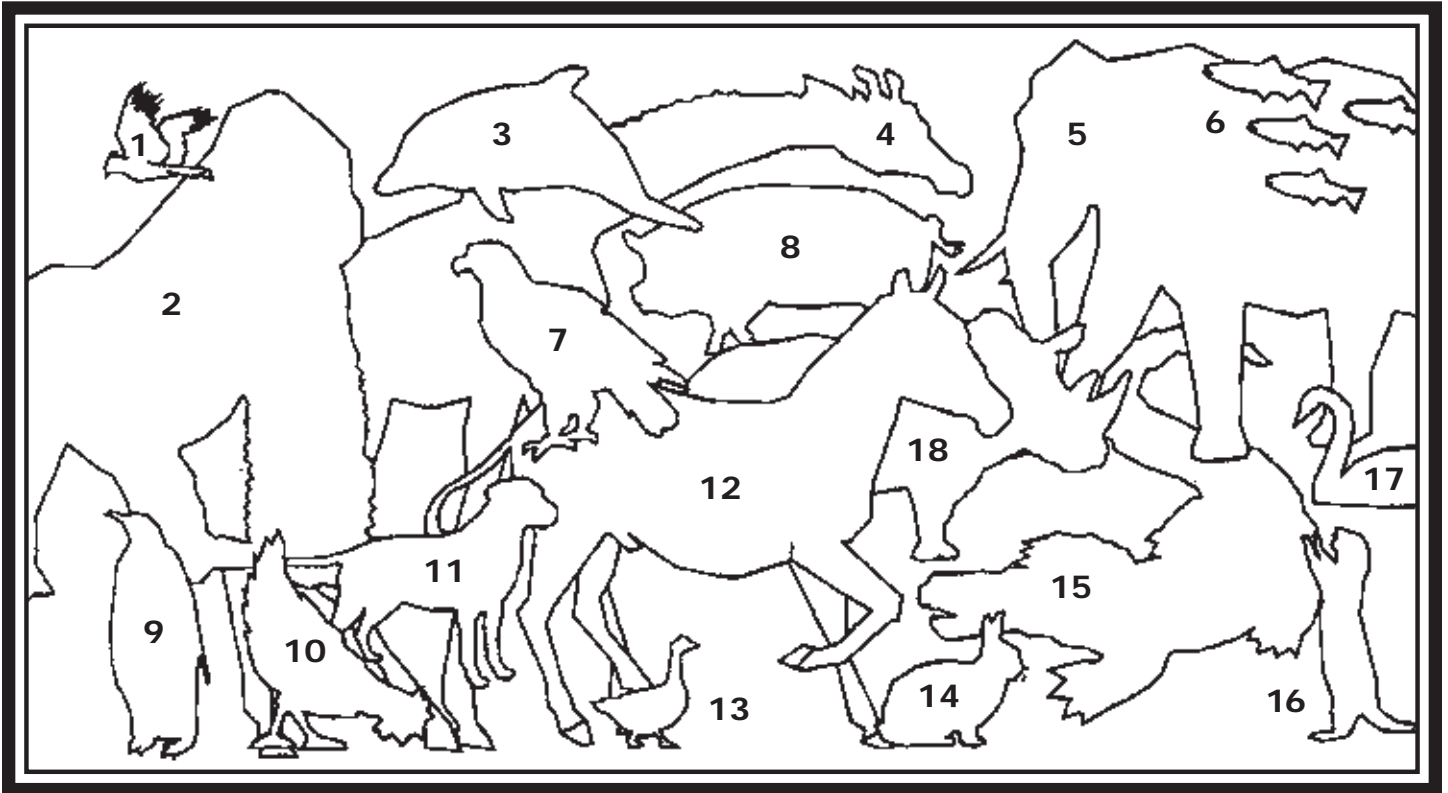


Veterinarians care for zoo animals.

Los Médicos Veterinarios atienden a los animales que viven en el zoológico.

Match the animals below with the animal outline it belongs to.

Relaciona los animales que aparecen abajo con el dibujo del animal respectivo.



Alligator
Caimán

Elephant
Elefante

Pig
Cerdo

Bald Eagle
Águila calva

Fish
Pez

Prairie Dog
Perro de la pradera

Cardinal
Cardenal

Giraffe
Jirafa

Rooster
Gallo

Dog
Perro

Gorilla
Gorila

Rabbit
Conejo

Dolphin
Delfín

Horse
Caballo

Rhinoceros
Rinoceronte

Duck
Pato

Penguin
Pingüino

Swan
Cisne



Veterinarians care for our endangered species.

Los Médicos Veterinarios cuidan de las especies en peligro de extinción.

Add and subtract letters to form the words.

Suma y resta letras para formar las palabras.

What do pets need?

¿Qué necesitan las mascotas?



1) Fun - un + ood = _____

Alegría - egría + experimento - exper = _____

2) Wag - g + laughter - laugh = _____

Ave - ve + guajolote - jolote = _____



3) Cat - ca + age - e = _____

Playa - ya + vaca - va = _____



4) Apple - app+ assure- sure + h = _____

Cotorra - torra + viaférrea - viafé = _____



Answer Key:
Guía de respuestas:

1) food 2) water 3) tag 4) leash
1) alimento 2) agua 3) placa 4) correa



Veterinarians keep our service animals healthy so they can help others.

Los Médicos Veterinarios mantienen saludables a los animales de servicio para que puedan ayudar a las personas.

Draw a line from the adult to its baby. We did one for you as an example.

Dibuja una línea que vaya del adulto a su cría. Dibujamos una línea para que te sirva de ejemplo.

Duck
Pato

Kitten
Gatito

Cow
Vaca

Piglet
Cerdito

Sow
Cerda


Cub
Osezno


Cat
Gato

Calf
Becerro

Bear
Oso

Duckling
Patito





Veterinarians help make sure our food is fresh and wholesome.

Los Médicos Veterinarios ayudan a garantizar que nuestros alimentos sean frescos y saludables.

Match the animals with the clues below.

Relaciona los animales con las pistas que aparecen abajo.

1) I'M SLIPPERY, LIVE IN WATER, AND BREATHE OUT OF THE TOP OF MY HEAD _____

SOY RESBALADIZO, VIVO EN EL AGUA, Y RESPIRO POR UN ORIFICIO EN MI CABEZA _____

2) WHEN THE SUN COMES UP, I WAKE UP EVERYONE ON THE FARM _____

CUANDO SALE EL SOL, DESPIERTO A TODOS EN LA GRANJA _____

3) I BARK TO GET YOUR ATTENTION _____

LADRO PARA QUE ME PRESTES ATENCIÓN _____

4) I PURR WHEN I AM HAPPY _____

RONRONEO CUANDO ESTOY CONTENTO _____

5) I'M BIG AND HAVE A NOSE CALLED A "TRUNK" _____

SOY GRANDE Y TENGO UNA NARIZ LLAMADA "TROMPA" _____


6) I LIVE WHERE IT IS COLD AND AM THE COLOR OF SNOW _____

VIVO DONDE LA TEMPERATURA ES FRÍA Y SOY DEL COLOR DE LA NIEVE _____

7) I HAVE WINGS BUT CANNOT FLY _____

TENGO ALAS PERO NO PUEDO VOLAR _____

A)



ELEPHANT / ELEFANTE

B)



DOG / PERRO

C)




POLAR BEAR / OSO POLAR

D)



PENGUIN / PINGÜINO

E)



DOLPHIN / DELFÍN

F)

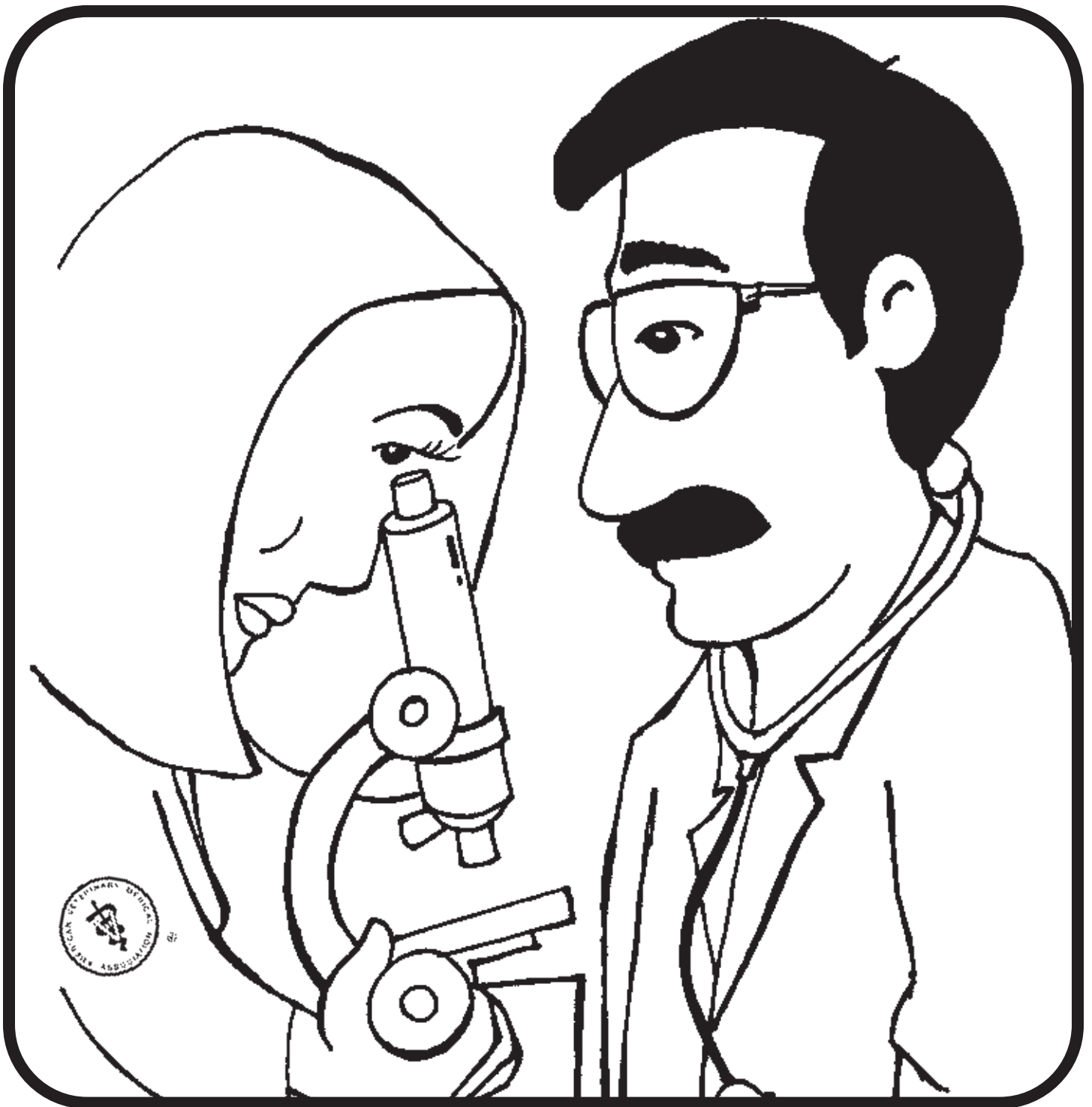


CAT / GATO

G)



ROOSTER / GALLO



Veterinarians and Physicians work together to cure diseases.

Los Médicos Veterinarios y los Médicos trabajan juntos para curar enfermedades.

Name each item and circle "Yes" if it is safe for a pet or "No" if it is harmful to pets.

Nombra cada artículo y haz un círculo alrededor de "Sí" si es sano para las mascotas "No" si es dañino para las mascotas.

1)



Yes
Sí

No
No

2)



Yes
Sí

No
No

3)



Yes
Sí

No
No

4)



Yes
Sí

No
No

5)



Yes
Sí

No
No

6)



Yes
Sí

No
No

Safe Numbers _____


Números sanos

Harmful Numbers _____

Números dañinos

Answer Key:
Guía de respuestas:

Safe Numbers: 3, 5 Harmful Numbers: 1, 2, 4, 6
Números sanos: 3, 5 Números dañinos: 1, 2, 4, 6



Veterinarians work with NASA
and the military.

Los Médicos Veterinarios trabajan con la NASA
y las fuerzas armadas.

Bird Biosecurity Tips:

After touching ducks and chicks,
wash your hands so you don't get sick

Never kiss your birds

Do not share cages, feed buckets,
or poultry supplies with neighbors or friends,
this helps to keep your birds healthy.

Know the warning signs of Infectious Bird Diseases:
sneezing, gasping, drop in egg production,
to name a few.

Report you sick birds to the WSDA Avian Health line
1-800-606-3056.

Keep your distance — Restrict access to your birds
and allow only people who take care of your birds
to come into contact with them.

Keep it clean — Use a designated pair of shoes or
shoe covers, and a designated set of clothes
or clean and disinfect your shoes and
clean your clothes before entering the coop

Visit and spend time with your birds every day,
this helps you notice any signs of illness

Wait 30 days before introducing
new birds to your flock.

