

Become a Junior Ranger!
Manassas National Battlefield Park

National Park Service
U.S. Department of the Interior



Manassas National Battlefield Park



This Junior Ranger Book Belongs to:

Instructions

Welcome to Manassas National Battlefield Park. We are delighted that you want to learn about this wonderful National Park. We hope that you will enjoy your visit and we look forward to helping you become a Junior Ranger!

Becoming a Junior Ranger is easy!



There are 11 **Blue** in-park activities total. Rangers ages 5-8 must complete 4 in-park activities. Rangers 9 and up must complete 6 in-park activities. When you complete an activity mark the box at the top of the page.



Look through the book before you begin to choose the activities you want to do! There is also more information about the Civil War to be learned along the way. Readings and activities to be done at home are **Red**.



When you are ready, share your book with a Park Ranger and be sworn in as an official Junior Ranger! Be sure to collect your badge.

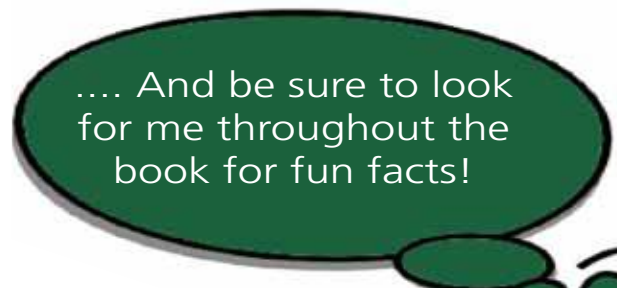
Book Key: Here is how to use your Junior Ranger Book!

**Activities in BLUE are to be completed in the park.
Ages 5-8 do 4 activities. Ages 9 and up do 6 activities.**

**Information and Activities in RED
are to be completed at home.**



**Check the box at the top
when you are finished.**



... And be sure to look
for me throughout the
book for fun facts!



Table of Contents

A House Divided.....3

Museum Scavenger Hunt.....4

Why Manassas?.....5

Soldiers' Experiences.....7

Let's Go To The Movies!8

Word Find.....9

Word Scramble & Design Your Own Flag.....10

On The Home Front - Henry House.....11

Slaves and Freedmen.....12

What Do You See?.....13

Commemoration.....14

Writing Home.....15

The War's Conclusion & The Legacy of the War.....16

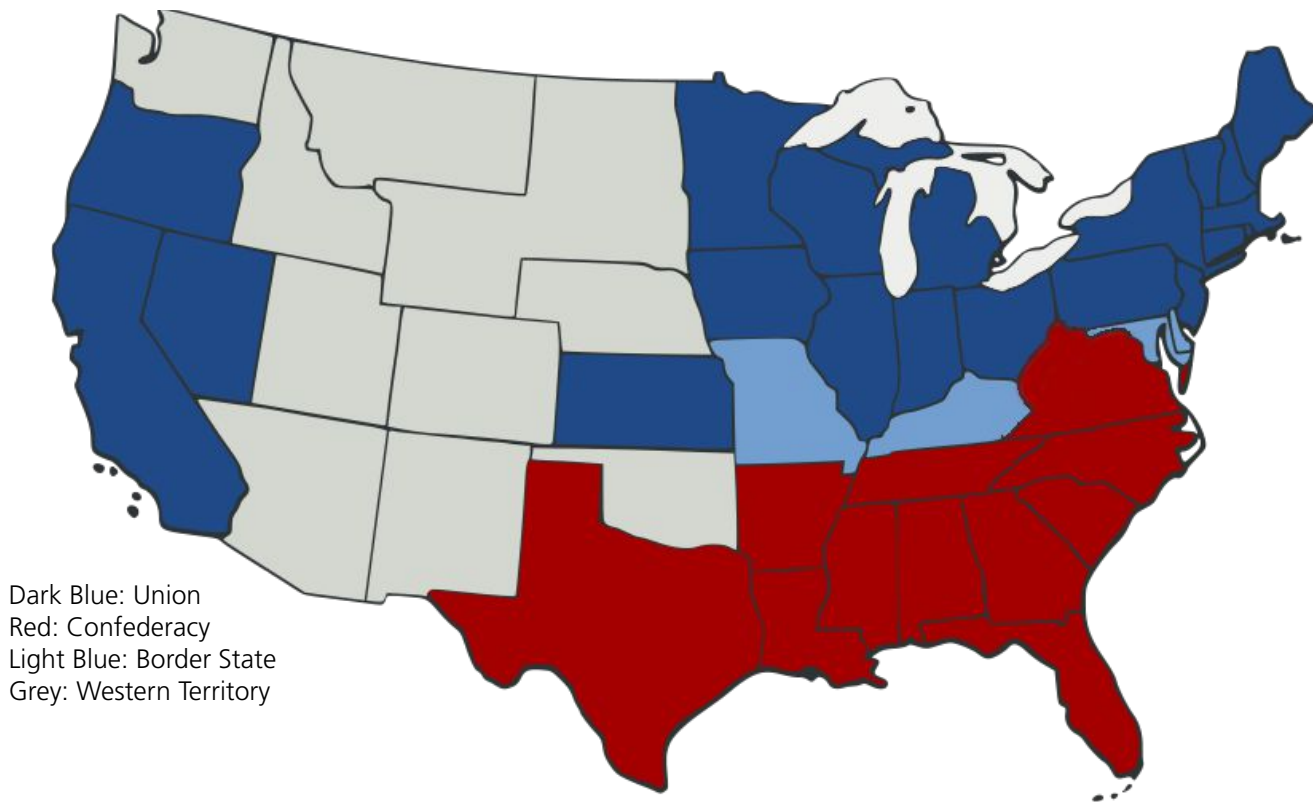
At Home Activity - Camp Life.....17

At Home Activity - Mancala.....18



A House Divided

Map of the United States, 1861



On July 21, 1861 the first battle of the Civil War began on the fields near Manassas Junction, Virginia. War broke out in 1861 after decades of conflict between the North and the South. The main cause of the Civil War was the issue of slavery, and whether slavery should be allowed in the Western Territories. There were several other issues which divided the nation, including debates over states' rights, party politics, and Abolitionism. Following the election of President Abraham Lincoln in November 1860, some Southern states decided to separate from the Union, forming the Confederate States of America. Many people believed that the entire Civil War would be decided by one large battle at the First Battle of Manassas.

Be sure to check out
Junior Rangers online at:
www.nps.gov/webrangers





Visitor Center Museum

MUSEUM SCAVENGER HUNT

Directions: Look at the exhibits and panels in the museum to find the answers to the following questions. Each section below is focused on a specific exhibit with the exhibit's title in bold. If you have any questions or cannot find the answer, ask a Ranger or a familiar adult for help.

In Harm's Way

1. What do the letters on the Union cartridge box plate found at James Robinson's house say? What do these initials mean? Hint: Look for the oval brass plate and read all the text in the display.

2. Where did the uniform button at Robinson House come from? _____

3. After studying both the cartridge box plate and the button, where do you think the soldiers who fought here came from? _____

Witness to War

4. Where did Wilmer McLean, who lived near Manassas in 1861, move to later in the war?

5. What artifact on display is the only thing left of McLean's Barn?

A Soldier Dying Young

6. Where did Charles Norris go to school before the Civil War? _____

Old Tactics, New Weapons

7. Why did Civil War Soldiers fight in tight lines? _____

8. Of the four muskets and rifles grouped together in the display case, if you were a Civil War soldier, which one would you want? Why?

Deceptive Colors

9. How many different uniforms were worn during the First Battle of Manassas and what kind of problems did this cause? _____

Relics of Battle

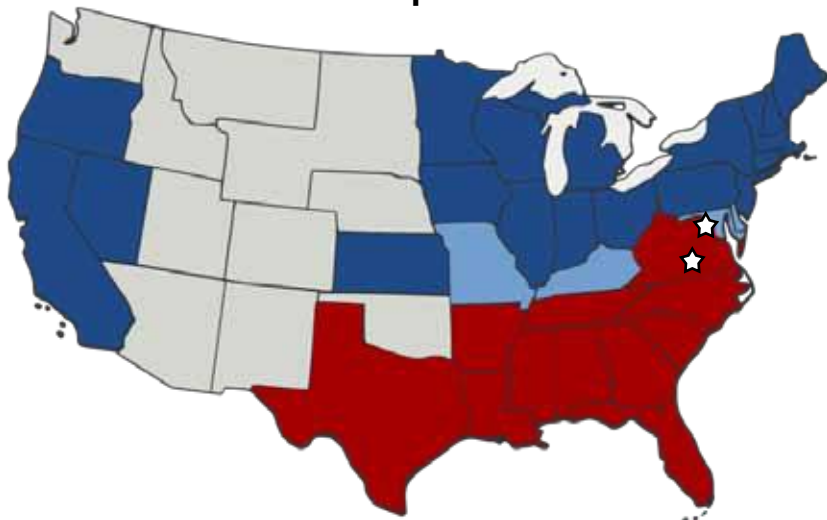
10. Name five of the relics found on the battlefield after the First Battle of Manassas.

Why Manassas?

The main goal of the Union was to capture the capital of the Confederacy in Richmond, Virginia. Richmond is just over 100 miles from the Union capital of Washington, D.C. The first hurdle of the Union mission “on to Richmond” was capturing Manassas Junction, an important railroad junction. Manassas was being guarded by the Confederate Army when Union troops set out for Manassas on July 16, 1861.

The two armies met in battle on the morning of July 21, 1861. By late afternoon, Union troops were driven from the battlefield and were in retreat back to Washington. Hope of a quick and easy victory was a casualty of the day, along with almost 5,000 people. Daylight faded from the once peaceful fields, bringing to an end not only the first major battle of the Civil War, but also the romantic way in which the majority of Americans had viewed the beginning of the Civil War.

Map 1



Map of the US in 1861 showing the capitals of Washington, D.C. and Richmond, Virginia

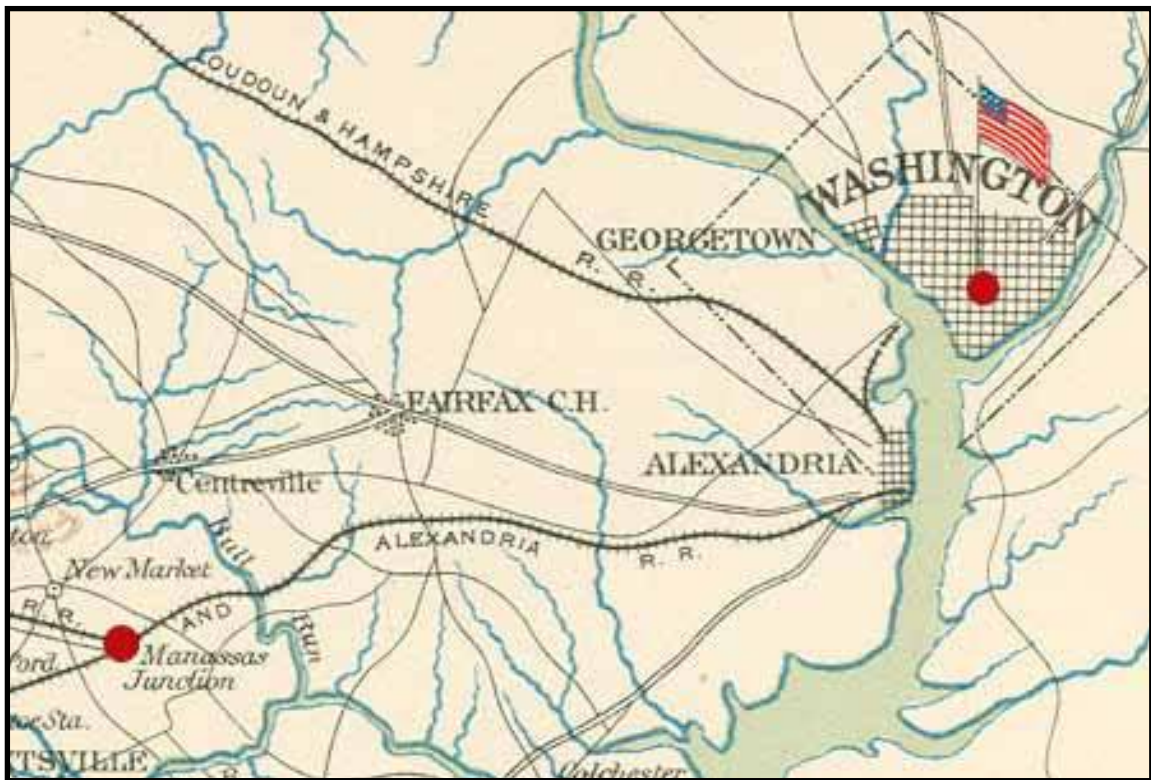
Map 2



Map showing Washington, D.C., Richmond, and Manassas Junction



Map 3



Map showing Washington, D.C. and Manassas Junction, Virginia

WHY MANASSAS?

Directions: Read the information and look at the maps provided. Use the maps and information to answer the questions below.

1. Why do you think the first major battle of the Civil War occurred at Manassas Junction?

2. Look at Maps 2 and 3. What is the strategic importance of Manassas Junction?

3. Look at Maps 1 and 2. What do you think were the advantages and disadvantages of the locations of the Union and Confederate capitals?

Railroads were used by both armies during the War. They carried troops and supplies to and from battle.





Camp life at Stuart's Hill, Manassas

Though fighting in battles was an important part of being a soldier, it was not the only part of a Civil War soldier's life. Battles were days and weeks apart and sometimes only lasted a few hours. During the rest of their time in the army soldiers spent their days marching, practicing drills, writing letters home, playing games, talking, and eating together.

DO A RANGER LED PROGRAM

Ask the Ranger or the Volunteer at the Visitor Center about the Ranger led programs for the day. Make sure to ask for a map! After the program, complete the questions below. **Be sure to ask your Ranger what everyday life was like for soldiers during the Civil War.**

1. List two things that you learned while attending the program:

2. What was everyday life like for soldiers? Is that different from what you thought life would be like for a soldier? _____

Sightseers came from Washington, D.C. to picnic in Manassas and watch the battle in 1861.





LET'S GO TO THE MOVIES!

Directions: Watch the movie in the Visitor Center. Be sure to pay close attention, because afterwards you will need to answer a few questions about what you saw.

1. What is the name of the movie that you saw in the Henry Hill Visitor Center?

2. What is the name of the 85 year old woman who lived atop Henry Hill? HINT: She was the only civilian fatality of the First Battle of Manassas.

3. How old was Charles Norris when he was made an acting Captain during the First Battle of Manassas? HINT: He would not survive the battle.

4. Name the Captain who was injured in the First Battle of Manassas, whose wife crossed enemy lines to mend his wounds.

5. Who won both the First Battle of Manassas and the Second Battle of Manassas?



Children were affected by the War too. Anna and Buddy were two children impacted by the battles at Manassas and are featured in the movie.



WORD FIND!

L	U	M	D	O	D	C	O	Y	I	T	B	R	A	P	V
E	A	P	N	Z	D	I	O	N	U	W	U	E	L	N	V
V	X	I	C	I	V	I	L	W	A	R	X	G	I	I	J
R	G	P	N	B	Z	M	X	Y	F	Y	O	N	N	T	N
K	Q	A	L	N	K	T	U	A	C	D	S	A	C	T	N
Y	H	Q	W	O	E	F	Z	A	H	E	Y	R	O	X	I
I	W	J	M	I	R	T	R	O	C	I	T	R	L	O	E
X	X	Q	O	G	X	E	N	E	U	X	C	O	N	U	A
Z	W	S	S	T	D	G	D	E	S	N	T	I	L	A	E
Z	F	G	P	E	V	E	E	K	C	S	W	N	G	Z	U
H	E	V	F	N	N	L	C	K	E	I	T	U	P	S	F
C	I	N	P	Q	Y	U	I	F	E	N	U	J	H	J	W
E	O	A	A	O	M	M	W	L	R	O	V	Q	F	V	W
C	Q	V	E	S	Y	R	M	J	L	A	D	Q	S	I	O
A	O	A	K	Z	L	C	C	J	N	O	I	N	U	E	F
N	D	T	T	Z	O	E	V	W	T	J	B	X	T	K	S

Civil War
Confederacy
Union
Explore

Junior Ranger
Lincoln
NPS
Secede



Painting of Confederate soldiers

Word Scramble & Design Your Own Flag




WORD SCRAMBLE

Unscramble the words below.

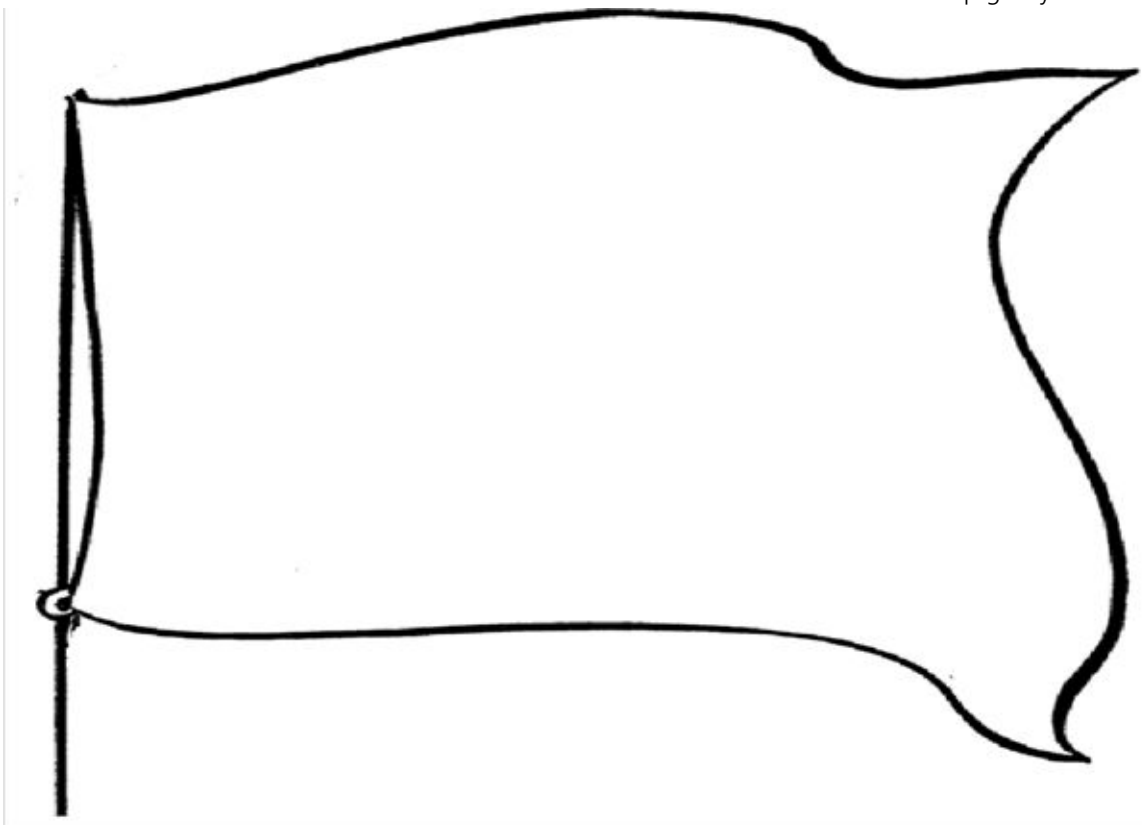
1. nionu _____
2. eforccenayd _____
3. lsveayr _____
4. ilciv arw _____
5. sansmaas _____
6. odslrei _____

DESIGN YOUR OWN FLAG!

Throughout the war, flags helped tell the two armies apart. Each group of soldiers had their own unique flag. Pretend you are about to march out to Manassas for the war's first battle. Design your own personal flag to represent you and your friends.




Here are examples of the Confederate and American flags to help give you ideas for your own flag



On The Home Front - Henry House

The Civil War had many lasting impacts on the home front. Some houses were divided, with some family members fighting for the Union and others fighting for the Confederacy. This made choosing which side to support difficult.

Those family members who did not enlist as soldiers were not always spared from the violence of war. Almost all Civil War battles, including the First and Second Battles of Manassas, were fought in areas with civilian populations.



Henry House, 1861



Henry House, 1862

HENRY HOUSE

Directions: Look at the two images on this page. The first is Henry House, drawn by a Confederate soldier after the First Battle of Manassas. The second is a photo of the house less than a year later.

1. What do you see? What does this show you about life on the home front during the war?

2. How would the Civil War have affected families living with armies nearby?

3. Following the war the Henrys rebuilt their home. Look at Henry House as it stands now. How is it different from these images? How is it the same?



The Robinson House belonged to James Robinson, a free African American known as "Gentleman Jim." Unlike most African Americans in the South Jim was not a slave. He was a free African American, called a "freedman." He began working in a Virginia tavern where he earned the money needed to purchase 170 acres of land near Manassas where he built a small home.



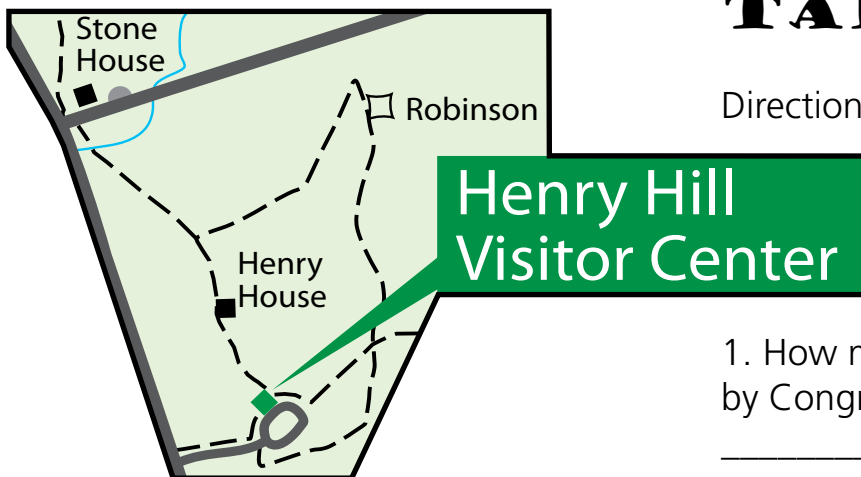
Picture of Robinson House as it appeared during the Civil War

During the First Battle of Manassas Jim sent his family to safety at a neighbor's home. Unable to join them, he hid under a nearby bridge, emerging after the battle to find 13 Confederate soldiers lying dead in his front yard.

A year later, in August 1862, the Robinson House served as a headquarters for Union officers and as a shelter for the wounded during the Second Battle of Manassas.

TAKE THE TRAIL

Directions: Follow the Loop Trail to the Robinson House site and read the interpretive sign there to answer the question below.



Park Map of Loop Trail to Robinson House

1. How much was the Robinson family awarded by Congress? Why?

Life during the War was difficult and dangerous for everyone, not just the soldiers who fought in battle.



What Do You See?

Look. Listen. They're everywhere! Manassas National Battlefield Park is home to interesting mammals, beautiful birds, colorful wildflowers, tall trees, and cool bugs. Here are some of them. See how many of these and more you can find when you are out in the park many you can find when you are out in the park!



From top to bottom:
Red Headed Woodpecker
Blue Bell Wildflowers


From top to bottom:
Red Fox mother and her cubs
Tiger Swallowtail Butterfly
Spotted Salamander



Building monuments for the Civil War was part of the healing process for veterans and communities after the war. Monuments are a form of commemoration. One of the first Civil War monuments is the Henry Hill Monument right here in Manassas National Battlefield Park. It was erected in 1865 after the end of the war. It was built to help Union soldiers remember their fallen comrades. The placement, style, and design of monuments help to convey their meanings.

MEET OUR MONUMENTS!

Draw It! Go to the monument of Stonewall Jackson atop his horse on Henry Hill. Draw the monument in the space to the right.



Circle It! Circle the monuments below as you see them throughout the park.

1. Henry Hill Monument
2. Bartow Monument
3. Bee Monument
4. 7th Georgia Marker



Decode It!

Go to the New York Monuments found on the Driving Tour at stop #9 and choose one monument. Answer the questions below based on the information on the monument and interpretive signs there.

1. What is the monument remembering or honoring? _____

2. How would you describe its overall shape and size? _____

3. What other symbols are on it? What are some of the things it proclaims?

4. The people who put up the monument were trying to say something to us. What do you think they wanted us to know, based on its shape, size, symbols, words, and location?



Writing Home

Hand written letters were the only way for soldiers to keep in contact with their family and friends. They wrote about experiences, feelings, and opinions before and after battle.

What will you write about so that others will understand your experience at Manassas National Battlefield Park today?

WRITING HOME

Write a letter home telling your family and friends about your experiences today.



Union Officers reading and writing letters

Dear _____,

Sincerely,

The War's Conclusion & The Legacy of the War

By the end of the Civil War more than 620,000 soldiers lost their lives. The country's civilian population was also affected by the war. At Manassas, those who lived near the battlefield had many of their possessions seized by troops, their crops destroyed by battle, and their homes were damaged or destroyed. One local family affected by the battles was the McLean family.

You may remember from the Visitor Center museum that Wilmer McLean and his wife Virginia loaned their Manassas home to the Confederate army before the First Battle of Manassas. When the battle began near their home the fighting worried the McLeans, so they decided to move far from the fighting. Unfortunately, they would have no luck in hiding from the Civil War.

The McLeans moved to Appomattox Court House, Virginia. Three years after leaving Manassas, fighting once again began practically on the McLean's doorstep at the Battle of Appomattox Court House. Then on April 9, 1865 Confederate General Robert E. Lee surrendered to Union General, and future President, Ulysses S. Grant in the parlor of the McLean family home.



Lee surrendering to Grant in the McLean's parlor, 1865



Ulysses S. Grant during the Civil War

Just as the McLeans could not hide from the war, all Americans could not escape the legacies of the Civil War in their everyday lives. After the war ended in 1865 the country set out to reunite and create a new social and political structure through a period of redevelopment called Reconstruction.

Conflicts over what it meant to be an American, the powers of the federal government, and the problem of racism were important issues during Reconstruction. In many ways these same issues were still being dealt with one hundred years later during the Civil Rights Movement.

It is important to remember that history is being made every day. The debates, conflicts, and ideas of today are shaped by our past, and our future is shaped by our decisions today. It is important to learn about the past to prevent making the same mistakes in the future.

At Home Activity - Camp Life



Union soldiers camped near Bull Run

Think about what you like to eat today. During the Civil War one of the most common meals for soldiers was a cracker-like food called Hardtack.

Here is a Hardtack recipe to make at home. Make sure to ask permission and have help from an adult before using the oven.

Does this sound filling? Nutritious?

HARDTACK RECIPE

Ingredients:

- 5 cups flour
- 1 tablespoon baking powder
- 1 tablespoon salt
- 1 ¼ cup of water

Directions:

Preheat oven to 450 degrees. Mix ingredients in a bowl until it is a stiff, elastic dough but not dry or sticky. Spread the dough about ½ inch thick onto a greased cookie sheet. With a bread knife, divide the dough into 3x3 squares and poke a grid of holes with a cleaned nail. Bake in oven for 20 minutes or until lightly brown. Cool and enjoy.



During the war, the North named battles for the closest river. The South named battles after near by towns. So many battles have two names. The Battle of Manassas and the Battle of Bull Run are actually the same battle.



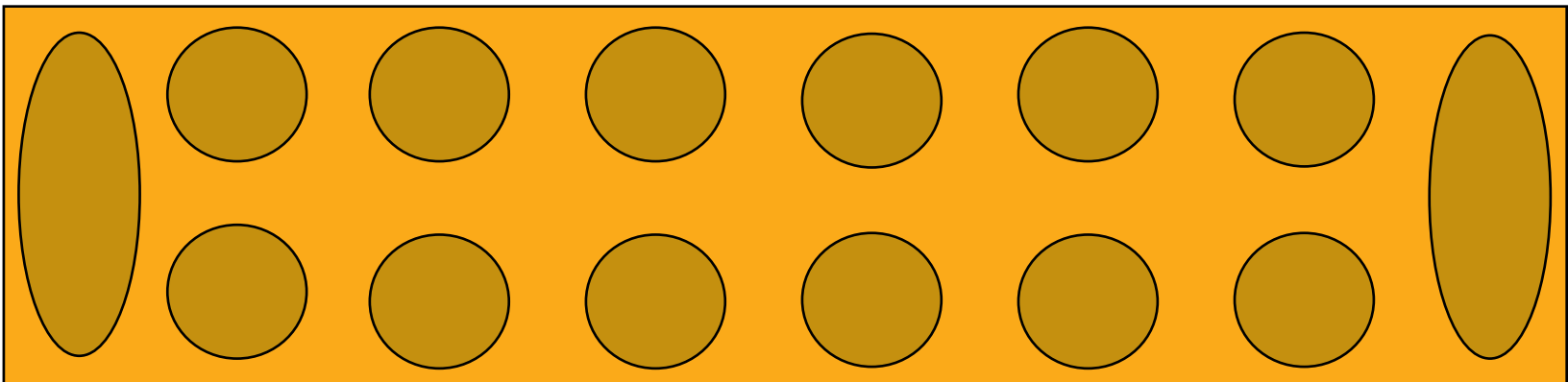
James Robinson and his family struggled to overcome prejudices and create an identity that was both African and American. Many families worked hard to preserve their African roots and traditions. The Robinson family continued to play a traditional African game called Mancala. Through hard work and perseverance, the Robinson family created a prosperous farm, making James Robinson one of the wealthiest African Americans in the Manassas area in the late 19th century.

AT HOME ACTIVITY - LET'S PLAY MANCALA!

Directions: This game requires two players, the board below, and 48 small place holders. These can be seeds, coins, buttons, beans, or small pieces of paper. In the directions these place holders will be called seeds but feel free to use whatever you have around the house! The two players should sit facing each other with the board between them. Each player will be assigned one half of the board consisting of six circular holes called 'houses' and one large hole on the side called the 'treasury.' The treasury to the player's left is their individual treasury. Begin by placing four seeds in each house, leaving the treasuries empty. (The Robinsons would have used seeds in this game, but don't forget you can use any small objects. See suggestions above.) The goal of this game is to buy up all of the other player's houses.

Begin by player 1 taking all four seeds from any house on their side of the board. Place one seed in each house moving counter clockwise from the empty house, including the treasury. If the last seed falls in a house which has seeds in it, pick up all of those seeds and repeat the process until you drop your last seed into an empty house. Then it is the next player's turn and they repeat the process.

When the last seed from your hand makes four in any of your opponent's houses, you win those houses and move the seeds to your treasury. Your opponent can win back their houses if they have enough seeds in their treasury to replace all four seeds in the house. The player to buy all of their opponent's houses wins!



Mancala game board

Oath of the Junior Ranger

As a Junior Ranger I promise to:



- Learn about National Parks
- Help preserve and protect National Park lands
- Teach others about that I learned at National Parks



Interested in Learning More?

Be sure to tell your friends about the Junior Ranger program and explore more Junior Ranger programs at your National Parks!

Ask permission, and then visit us on the web!

<http://www.nps.gov/index.htm>

<http://www.nps.gov/mana/index.htm>

<http://www.nps.gov/webrangers>

<http://www.facebook.com/manassasbattlefield>