


Yuba State Park Junior Ranger Activity Guide



HEY KIDS!

Become a Junior Ranger!

Here's how:

- ▶ If you are between the ages of five and nine, complete at least five activities in this book.
- ▶ If you are between the ages of 10 and 13, complete at least eight activities in this book
- ▶ It's OK for Mom and Dad to help.
- ▶ After this is completed, pick up a small bag of litter from around the park. (Litter picked out of trash cans or cars doesn't count.) When you're done, bring the bag of litter and this activity guide to a park ranger and the ranger will check and sign the activity guide.

When everything is completed you will receive an official Yuba State Park Junior Ranger Badge and Certificate of Achievement!

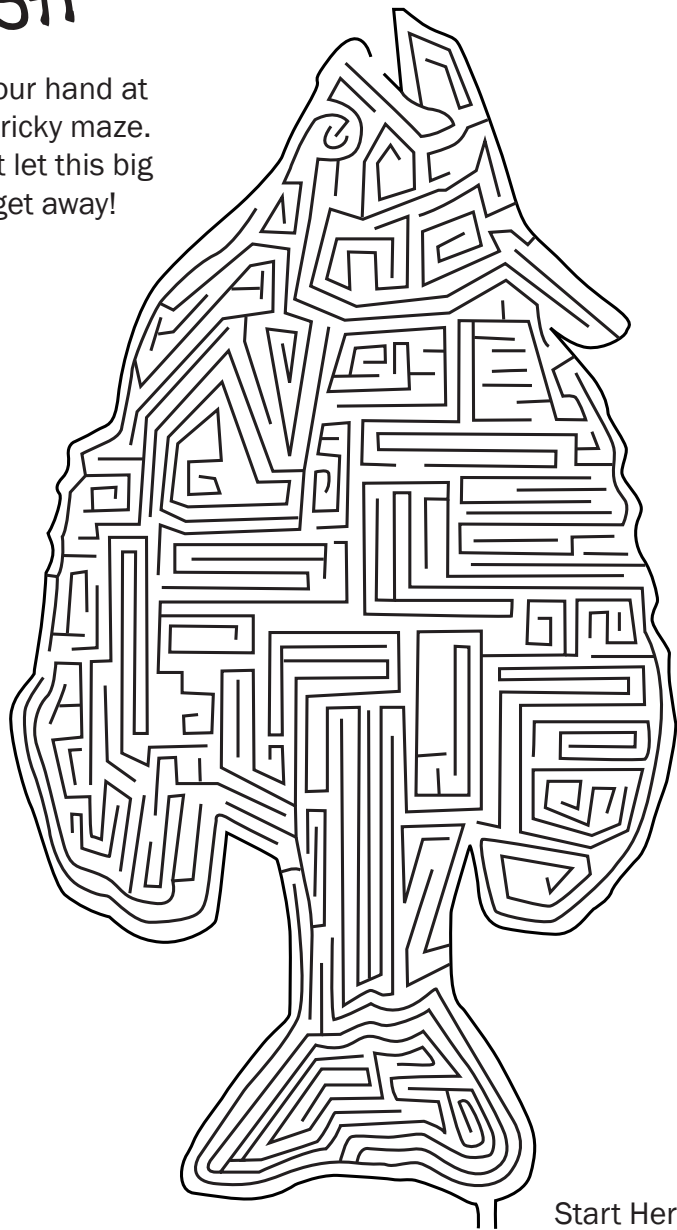
I certify that the requirement of Litter Patrol was completed.

Park Ranger

An A-MAZE-ING FISH

Try your hand at
this tricky maze.
Don't let this big
one get away!

Finish Here



Start Here

Water Home Word Search

This is a list of animals that live near or in the water.
Circle each one in the letters below.

~~frogs~~

birds

turtles

butterflies

bees

beaver

ducks

rabbits

owl

snakes

crickets

dragonfly

ladybug

fish

lizard

crawdads

grasshopper

raccoon

amoeba

paramecium

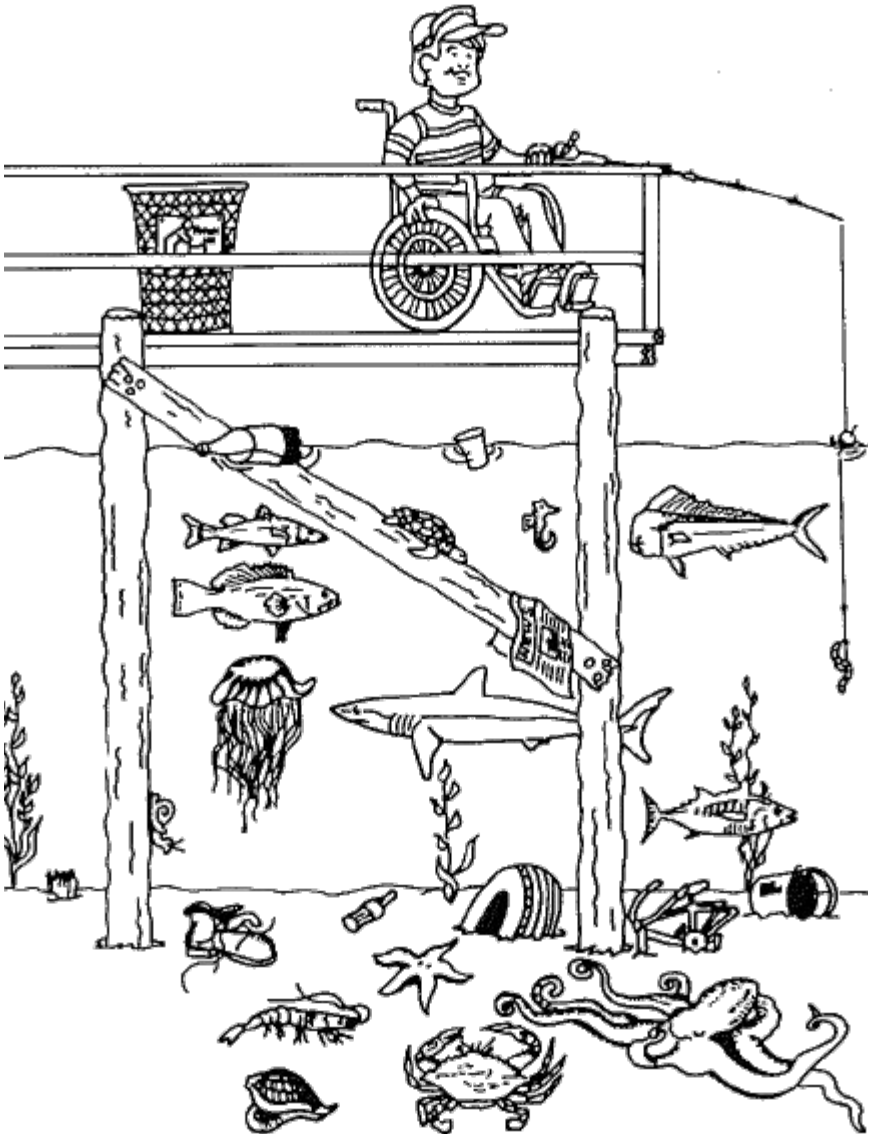
worms

salamander


H J L A D Y B U G I X B E T H J L
D J N N H R X U E H A D A D S S I
U E K D Y F C Y T D M M G C H E Z
C F Z F G I V F P T B K O R G N A
K S L E F S B W A P E S D E D K R
S N A F B H F S R K E R P I B U D
E A W R R I Y C A T S V F N R A X
D K P U A O W L M W E B M L L V F
R E E F C Q G P E A K L D T I G F
A S O H C G K S C Y M C N T G E I
G I W J O B J I I P O R C V B R S
O L O P O N G M U U T I Z F R C A
N A R Q N I F D M O W C H A J R L
F O M T C I N A Y G S K N P T A A
L J S E E R V B E A V E R G M W M
Y G L D I R A O T U R T L E S D A
O B L F M U S B W B T S C R J A N
K V E H J D E E B M V O E G I D D
X E R J A A T F S I E R W S K S E
M B I R D S U G A V T H J D T W R
G R A S S H O P P E R S O F D N M

We All Need A Clean Environment

Fish need clean water to live. Fish can't live in polluted water. Which things belong in the water? Draw a line from the pollution to the trash can. Circle the things that belong in the water.



A Fishy Crossword



Across:

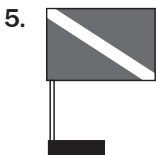

1. Fish in the _____. Fish cannot close their eyes so they avoid light, bright water.
2. Fish use these to breathe.
7. This contains fishing equipment.
8. Crappie and bass find these a filling meal.
10. Placed above the hook to show when a fish is nibbling or has been caught.
11. This is used to give your line weight for casting.
13. Fish like to ____ in a clean environment.
16. This must be worn when you are in a boat.
17. Artificial objects used to catch fish.

Down:

1. Remember, _____ first. Be careful around water and with hooks.
3. Protect your skin. Avoid _____.
4. This fish has whiskers.
5. A _____ knot will keep your hook on the line.
6. Catfish find these a tasty treat.
9. "Leaves of three...Let it be," is the best way to know _____ ivy.
12. Some people use a rod and _____ to fish with.
13. A _____ line helps a fish to hear.
14. Fish need _____ water to live in; polluted water can kill them.
15. Fish live in _____.

Match the Buoys

On the left are buoys you can find floating in lakes. See if you can match the buoys with its meaning on the right.



Boats Keep Out

Information

Divers Flag

**Caution
(Slow Wake)**

Danger



How to Bait Your Hook with Live Bait

Can you name the types of bait used below? Match the name with kind of bait on the hook.

Crawfish



Minnow



Earthworm



Grasshopper



Frog



Grubworm











Cricket



NAME THESE FISH!

Use the picture clues below to figure out the different types of fish. Add (+) or subtract (-) letters according to the signs.

1.  -ile +al +  -ee
+  -se + th +
 -ll +  - gla
-


2.  + 
+  - ee + out
-

Boating Safety Comes First!

Fishing and boating can be fun, but remember safety comes first!

Always wear your lifejacket, don't go out in a boat by yourself, and never stand up in a boat.

Sally and Bill are having a good, safe time fishing. See if you can figure out who is about to catch the fish.



Important Items for Boating Safety

Decode the following secret words to see what you should take with you when you go near the water.

23 7 3 1 19 2 6 16 1 17

18 24 9 18 6 22 1 1 9

18 24 9 5 23 2 18 18 1 18

7 9 18 1 6 17

22 1 15 1 23 23 1 9 17

3 7 22 18 17


2 7 8 16 7 17

3 22 7 1 9 8

11 2 17

Secret Decoder Key

a=2
b=4
c=6
d=8
e=1
f=3
g=5
h=11
i=7
j=19
k=16
l=23
m=13
n=9
o=20
p=15
q=10
r=22
s=18
t=17
u=24
v=12
w=26
x=21
y=25
z=14



Water As An Environment

Fish enjoy living in a clean and healthy environment, just as people do. Fish will live well in areas where there is lots of food, clean water, and cover like trees, stumps, grass and rocks. Fish do not live well in polluted waters.

Circle 10 things wrong with this environment.



We Like Clean Water

Unscramble the letters to find out who we are. Use the pictures below as clues. Draw a line from the word to the picture it goes with.

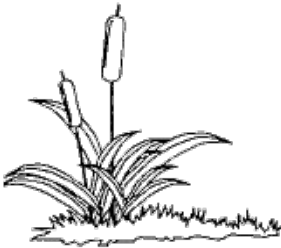
1. hsif _____

2. aslin _____

3. enaks _____

4. gbsu _____

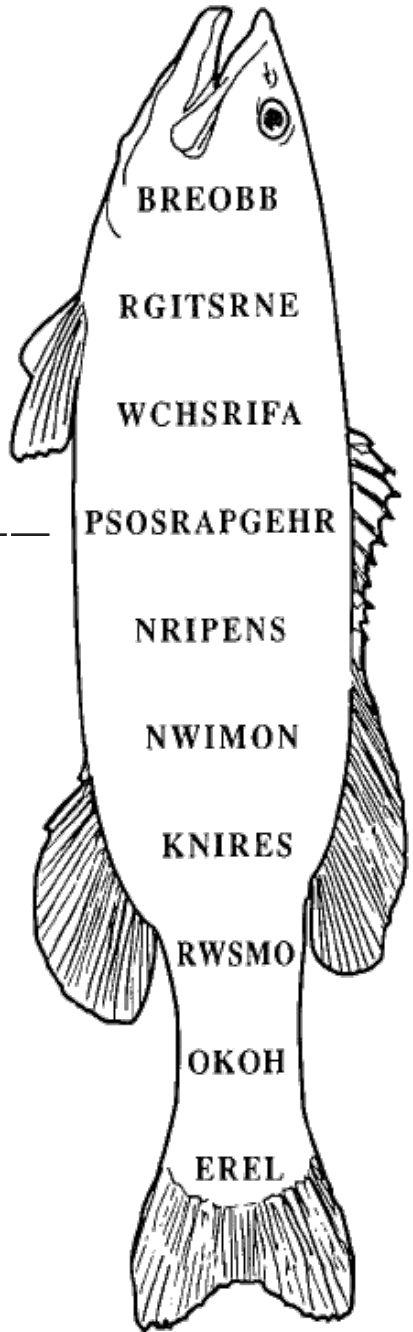
5. lapnst _____



Scrambled Fishing Items

Unscramble the letters to find out what items to take fishing.


1. _____
2. _____
3. _____
4. _____
5. _____
6. _____
7. _____
8. _____
9. _____
10. _____



Which Fish Will I Catch?


Unscramble the letters to find out the fish name. Match the fish name to the proper fish. Use the clues under each fish name to help you.

t f c i s a h




Clues: has "whiskers"
doesn't have scales
has a deep forked tail
likes to eat worms, liver and minnows

a l e r g h o u m t s a b s




Clues: has a large mouth
has dark strip or blotches down the side
has two fins on back
likes to eat minnows, crayfish and grasshoppers

h n s f u i s



Clues: has dark ear flap
flat body side to side
has a small mouth
likes to eat worms, crickets and grasshoppers


p c r a



Clues: has small turned down mouth
has large scales
likes to eat worms, doughballs and corn

How Many Fish Can You Catch?

Take turns connecting two dots with a line. Lines can go across or down, not diagonally. Complete as many small squares as you can. Put your initials in each square you complete and take an extra turn. Squares that catch fish are worth 5 points. All other squares are worth 1 point.




Find the Source


of the Pollution

Clean water is very important. Start at the polluted water and go through the maze to find the cause of pollution.

Start in the center.



What is the closest distance boats are allowed to get to each other when moving fast?



- _____ 2 feet
- _____ 150 feet
- _____ 1,000 feet

Utah State Parks Mission:

To enhance the quality of life by preserving and providing natural, cultural and recreational resources for the enjoyment, education and inspiration of this and future generations.

Address Inquiries To:

Yuba State Park
 P.O. Box 159
 Levan, UT 84639-0159
 (435) 758-2611
 E-mail: yuba@utah.gov
 or

Utah State Parks and Recreation
 P.O. Box 146001
 Salt Lake City, UT 84114-6001
 (801) 538-7220 or (877) UT-PARKS
 stateparks.utah.gov



Your park fees provide for the care, protection and enhancement of this park.

Answers: A Fishy Crossword - Across 1) shade 2) gills 7) tacklebox 8) minnows 10) bobber 11) sinker 13) live 16) lifejacket 17) lures | Down 1) safety 3) sunburn 4) catfish 5) palomar 6) worms 9) poison 12) reel 13) lateral 14) clean 15) water | Match the Buoys - 1) Information 2) Caution (Slow Wake) 3) Boats Keep Out 4) Danger 5) Divers Flag | How to Bat Your Hook - 1) grubworm (earthworm) | Name These Fish - 1) smallmouth bass 2) rainbow trout | Important Items for Boating Safety - lifejacket, sunscreen, sunglasses, insect repellent, first aid kit, friend, hat | We Like Clean Water - 1) fish 2) snail 3) snake 4) bugs 5) plants | Scrambled Fishing Items - 1) bobber 2) stringer 3) crawfish 4) grasshopper 5) spinner 6) minnow 7) sinker 8) worms 9) hook 10) reel | Which Fish Will I Catch? - catfish, largemouth bass, sunfish, carp | Closest Distance - 150 feet

Your responsibilities as a Junior Ranger

As a Yuba State Park Junior Ranger, it is your responsibility to help keep the park clean and safe. Here's how you can help:

- ◇ Pick up any litter and put it in a trash can.
- ◇ Keep the lake clean by not littering or spilling liquids into the water.
- ◇ Always wear a lifejacket when on a boat.
- ◇ Do not disturb wildlife, watch from a distance.
- ◇ Share with others the knowledge you have learned in protecting land and water.

Congratulations!

You are now a Yuba State Park Junior Ranger.

As a Junior Ranger you are now expected to uphold the high standards of Junior Rangers everywhere and do your part to keep Yuba State Park clean, safe and friendly.

I certify that

Name

has completed the necessary requirements set forth by Yuba State Park to be certified as a Junior Ranger.

Park Ranger

Date

