

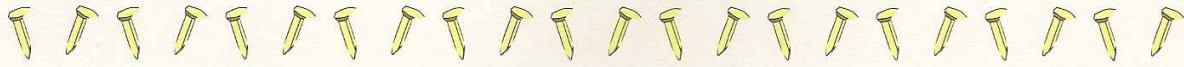


GOLDEN SPIKE  
NATIONAL HISTORIC SITE

Junior Ranger Program





## Welcome

You are currently in one of many national parks in the United States. There are National Park Arrowhead Emblems in every National Park Site you visit. You can find the Arrowhead in several locations at this park. Look at the Arrowhead closely and you will see a Sequoia Tree, a Bison, a Mountain, and a Lake.

Each part of the emblem represents a feature protected within the National Park System.

### National Park Service Mission

“...to conserve the scenery and the natural and historic objects and the wild life therein and to provide for the enjoyment of the same in such manner and by such means as will leave them unimpaired for the enjoyment of future generations.”

National Park Service Organic Act, 16 U.S.C. 1

Look at the arrowhead and see if you can fill in the blanks.

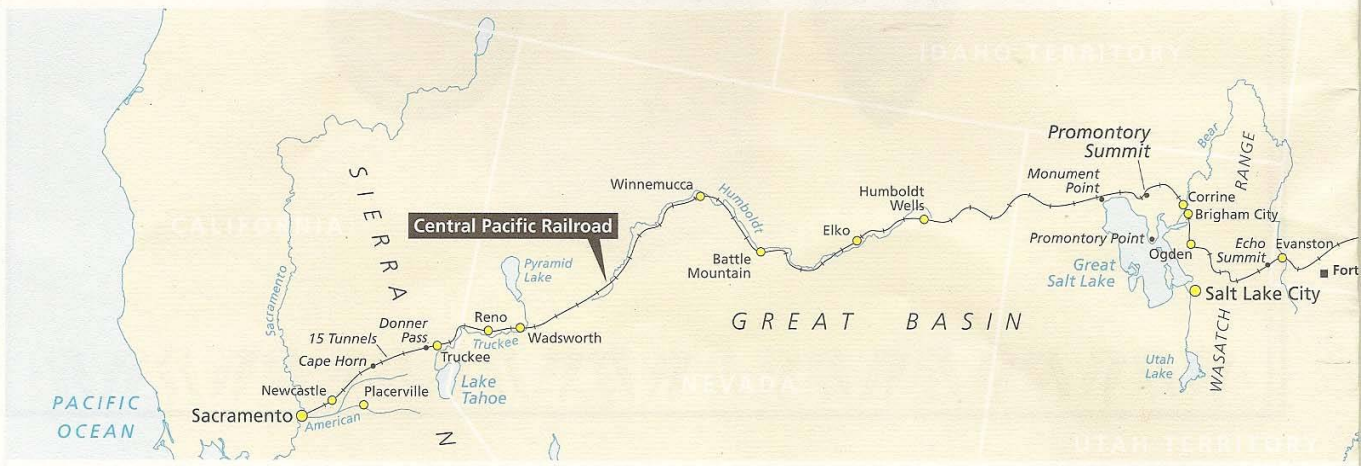
The \_\_\_\_\_  
represents all plants.

The \_\_\_\_\_  
represents all land  
formations.

The \_\_\_\_\_  
represents all animals.

The \_\_\_\_\_  
represents all waters.

The \_\_\_\_\_  
represents our unique  
history.



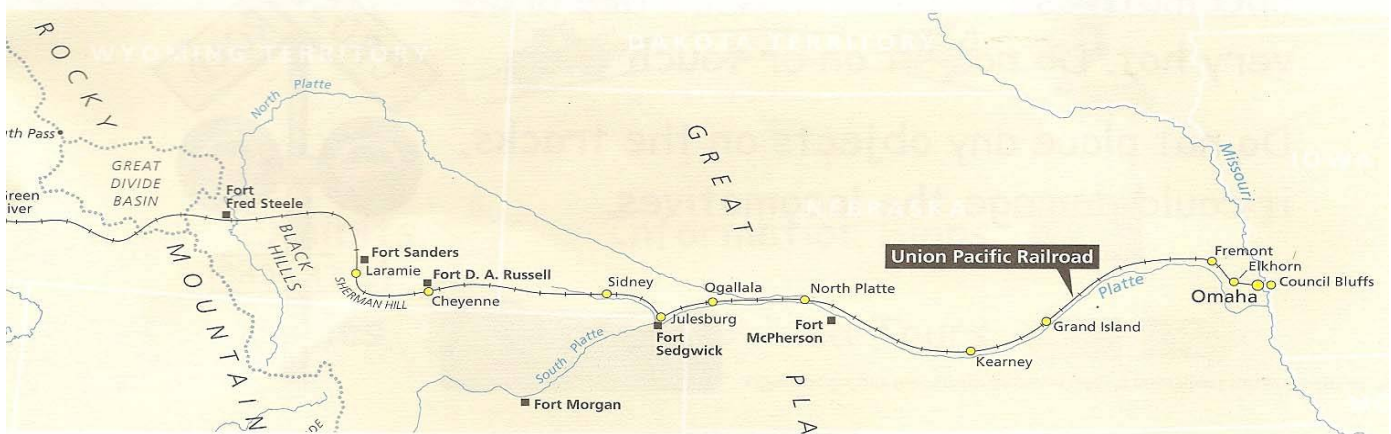


## Welcome to Golden Spike National Historic Site

This is where the Transcontinental Railroad was finished. Before this railroad was built, people traveled four to six months by foot, horse, wagon or boat to get from one side of the country to the other. After the railroad was built, it took only seven days to travel all the way across America. Many people didn't think the railroad could be built. Nothing like this had ever been done before! It took planning, and a lot of people doing very hard work. Most of the railroad was built by hand. There were no bulldozers, dump trucks, or tractors. The Central Pacific Railroad started building from the west and the Union Pacific started building from the east.

Golden Spike National Historic Site promises to celebrate all the hard work that these people did and also to protect the place where they finished the railroad. It is a very special and important place and worth protecting so you and people hundreds of years from now can come, visit, and enjoy it, too.

Can you think of something special that you have made?  
If you want to show it to someone a long time from  
now, you may need to protect it.






## Safety First

Remember Railroad Safety and be sure to >>>>



STOP



LOOK



LISTEN

when you cross a railroad track.


**And STAY BACK at least 15 Feet**

during the locomotive demonstrations.

Use the **red line on the crosswalks** as a guide.

Locomotives run with steam. They are very hot. Do not sit on or touch them.


Do not place any objects on the tracks, it could damage the locomotives.






## Plan your visit

- 1) First check the schedule behind the front desk for times of any special events happening today.
- 2) Below is a map of the park. Check the legend for the symbols of things to see and do.
- 3) Draw a line from symbol to symbol showing your path.



Exhibits 

Information Signs 

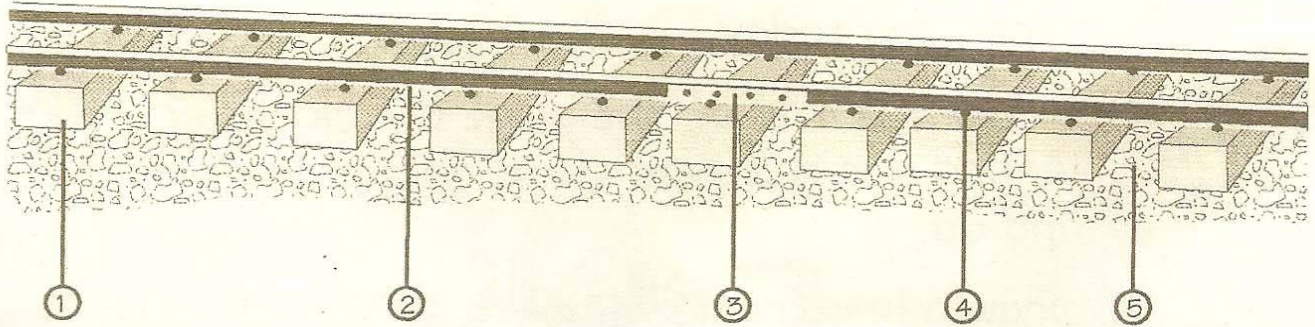
Movies 

Self Guided Tours 



## Activity

Match each part of the track to what it does.



- 1) Tie
- 2) Rail
- 3) Fishplate
- 4) Spike
- 5) Ballast

- a) Guides the train's wheels
- b) Supports the rails
- c) Keeps the ties in place
- d) Holds the rails to the ties
- e) Connects the rails together

## Scavenger Hunt

Find the answers in the Park.

1) How many Arrowhead Emblems can you find in the park?

Total \_\_\_\_\_

2) Central Pacific built \_\_\_\_\_ miles of track.

## HELP BUILD the Transcontinental Railroad



Follow the tracks from the west AND from the east (back of book) until you meet at Promontory Summit in the middle of the book. Follow instruction by the tracks from both directions.

**Sacramento**

Draw the missing tracks



Draw the missing bridge





## Activity

Connect the tools that would have been used in the 1860s with the tools used today.




## Scavenger Hunt

- 3) The \_\_\_\_\_ Pacific Railroad built their tracks from Sacramento to Promontory.
- 4) Who was called "Mother of the Golden Spike"? \_\_\_\_\_

## HELP BUILD the Transcontinental Railroad

Draw the missing tunnel and bridges

Truckee River





## Central Pacific and You Built it!

HELP COMPLETE the Transcontinental Railroad.

Join the Union Pacific and Central Pacific here at the Last Spike Site across both pages. If you haven't already, help build the tracks from the back of the book for the Union Pacific Railroad.



Photo: Nancy Fasino

Time yourself and try to finish this section of track in 10 seconds. 1 mile a second





## Union Pacific and You Built it!

Add to this center page and make it look like what you think it looked like on May 10th, 1869.

Don't forget the polished tie and 4 special spikes. You can add to the picture and include the people here for the big ceremony. Stick yourself in there somewhere!



Photo: Nancy Fasino


Draw the big trestle





# Activity

A new telegraph line followed the Transcontinental Railroad. Messages in Morse Code were sent to the east and the west so that newspapers could write about the big celebration. Morse Code was a signal clicked on a machine called a "key." Morse Code was sent through the telegraph lines to locations far away. When the railroad was finished a single word was sent, DONE. Use the key below and code the word DONE.




D	_____	A	.-	N	-.	0	-----
O	_____	B	....	O	----	1	.----
N	_____	C	-.-.	P	..--.	2	..---
E	_____	D	..	Q	---.-	3	...--
		E	.	R	..-	4	....-
		F	..-.	S	...	5	.....
		G	---.	T	-	6	-....
		H	....	U	..-	7	---...
		I	..	V	...-	8	----..
		J	.----	W	..--	9	-----.
		K	..-	X	-.--		
		L	.-..	Y	-.--		
		M	--	Z	---..		

## Scavenger Hunt

- 5) Count how many ties are in the length of one rail \_\_\_\_\_.
- 6) What was the name of the restaurant at Promontory in 1869?  
\_\_\_\_\_

## HELP BUILD the Transcontinental Railroad

Draw the Wasatch Mountains





## Activity



Write a headline for each photo below.

---

---

---

---




## Scavenger Hunt

- 7) The Union Pacific Railroad built how many miles of track?  
\_\_\_\_\_
- 8) How many pre-drilled holes are in the Laurelwood Tie at the Last Spike Site. \_\_\_\_\_


## HELP BUILD the Transcontinental Railroad

Draw another culvert for the water





## Activity



Park rangers monitor many things when doing their job. What are the weather conditions today?

Use two words to describe what you think it would have been like working on the railroad here in Promontory in the:

Summer?

Winter?


Spring?



## Scavenger Hunt

- 9) How many different rangers have you talked with at the park today? \_\_\_\_\_
- 10) The \_\_\_\_\_ built their rails from Omaha to Promontory.

## HELP BUILD the Transcontinental Railroad





Draw the rest of the sidetrack



# Activity

A ranger pledges to take care of artifacts, photographs, and other historical items. During your venture in the park you can see many of these items on display. Some artifacts are left in the park in the same place they were left in history. It is important to not disturb artifacts. It is also important to keep the park clean of garbage. Circle what is considered an artifact and cross out what is considered garbage.




When will the garbage become an artifact? \_\_\_\_\_

## HELP BUILD the Transcontinental Railroad

Omaha

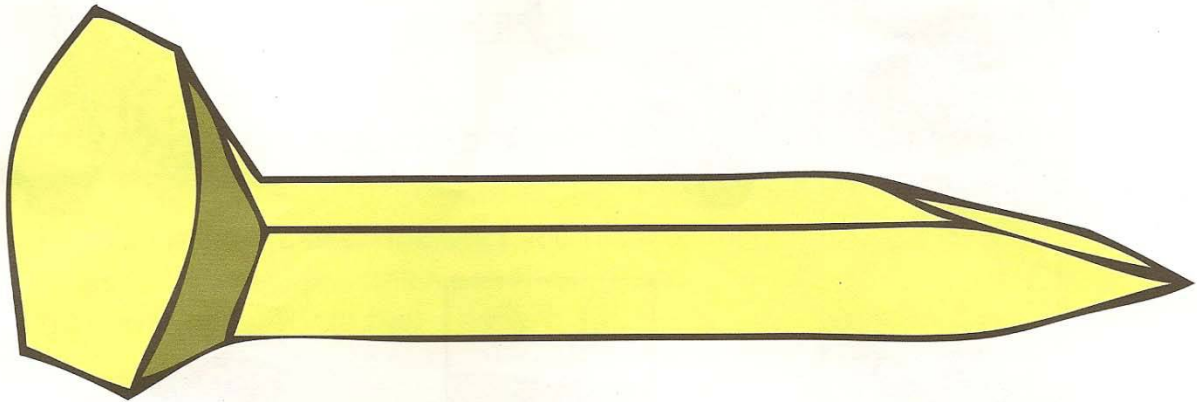
Draw the tracks across bridge





## Activity

The most famous gold spike was engraved with names and a saying.  
Write your name on your spike and what you would engrave on it.





**JUNIOR  
RANGER  
CERTIFICATE**




**This is to certify that**

\_\_\_\_\_

Has successfully completed the requirements of the

**Junior Ranger Program**

Congratulations on completing the requirements of the Junior Ranger Program. You are hereby designated a Junior Ranger in good standing with the National Park Service.



Official Stamp

\_\_\_\_\_

## Congratulations

You have completed the Junior Ranger program.

Take your completed book to a ranger and receive your Junior Ranger badge and take the Junior Ranger pledge.

As a Junior Ranger, I promise to:

- ❖ Stop, look, and listen when I am crossing a railroad.
- ❖ Explore and learn about our great nation.
- ❖ Use my imagination.
- ❖ Work hard and finish what I start.
- ❖ Participate in Junior Ranger Programs at other parks.

