



Junior Ranger Adventure Guide



your name



WELCOME, EXPLORERS!

Junior rangers are park superheroes. Arches National Park needs *your* help! Use this guide to learn, adventure, practice safety, and discover the ways of a junior ranger role model. When you are ready, take your work to a park ranger.



...GO ON AT LEAST THREE ADVENTURES.

CHOOSE YOUR LEVEL AND...

- Attend a ranger program.
 - Spend 10 quiet min. outside.
 - Observe the night sky.
 - Teach a friend or family member about the park.
 - Safely pick up litter.
 - Go on a hike.
- Pebble level:**
do 5 book pages.
 - Boulder level:**
do 8 book pages.
 - Tower level:**
do the whole book.

HEROES OF THE HEAT

Humans need to prepare for a trip in the desert, but the animals in Arches National Park are born ready.

Draw a line from the animal to its desert survival super power.



BIG EARS let heat out of my body so I can keep cool.



It is too hot in the desert to hunt during the day. **NIGHT VISION** lets me pounce on my prey.



On hot days, I hide in my sandy den. At night, my **KANGAROO TAIL** helps me hop from predators.



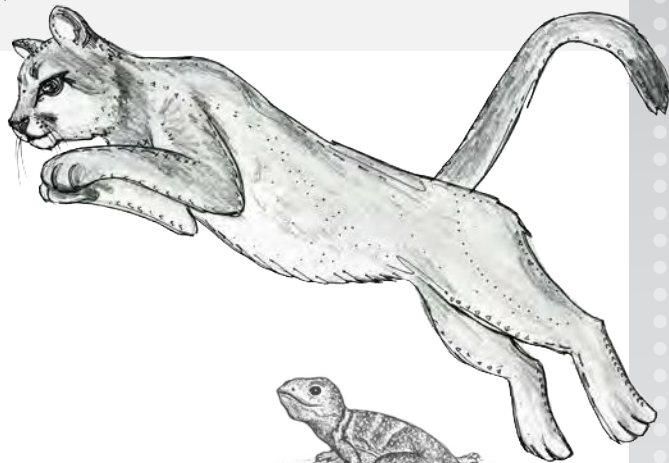
SAND-COLORED FUR helps me hide from mountain lions while I chew up all the desert plants I love.



My **MULTI-USE TAIL** stores extra fat and breaks away when a predator grabs me.



Can you identify these heroes of the heat? Write the name of the animal next to its picture.



UNDERCOVER HERO

Read these 'witness statements' about the park. Fill in the missing letters.



National parks are known for the IEWS! Visitors from around the world come to see parks!



A desert EC SYSTEM is a team. Animals, plants, water, and dirt—it is all connected!



 RAILS are important. They are pathways to safely enjoy national parks.

Reveal the superhero's identity! Use the letters you filled in above to solve the riddle below.

LI ING S IL CRUS

It's alive! This secret superhero is a mix of tiny living things: algae, lichens, mosses, and fungi growing on the sand. Ecosystems need this tiny community to help plants grow. This living soil glues the ground together and helps prevent the dust storms that could ruin views. That's why we stay on trails.



Lead your family in a pledge to stick to trails and not bust the crust.

PARK ROCKSTARS

Arches National Park is known for its geologic wonders. Over time, water, ice, and wind have shaped the rock into incredible shapes. Go meet these rock features.

Read the definitions below and label each rock formation.



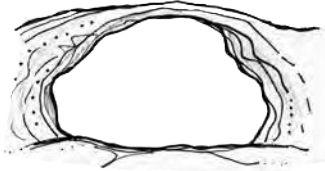
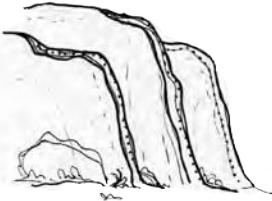
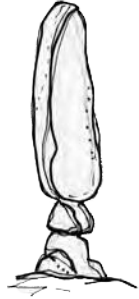
ARCH: A 'window' or hole in rock

BUTTE: A flat topped hill

FIN: A skinny wall of rock

SPIRE: A tall skinny tower of rock

BALANCED ROCK: A tower with a bottom much smaller than its top.



If you were made of rock, which formation would you be? Circle your choice.



Interview a rockstar. It might take a while to get the rocks to talk back.
For answers, try reading park signs and looking at your park map.

DRAW THE ROCKSTAR HERE.

ASK THE ROCKSTAR...

WHAT IS YOUR NAME? _____

WHAT ARE YOU?
(CIRCLE ONE)

FIN

SPIRE

ARCH

BUTTE

BALANCED ROCK

OTHER

WHAT MADE YOU FAMOUS? _____





Ask a friend or family member to play. Choose to be X or O. Take turns completing the mini-adventures and marking off the boxes. See if you can be first to get three in a row.

Listen to one natural sound.



What is it?

Draw something you saw in the park that's smaller than your thumb.

Include the details!

Find a juniper tree.

Where did you find it?



Find and draw animal tracks.

What animal left them?

Use the park map to help your group plan an activity.



Use your nose. How does the desert smell different than home?

Check out the visitor center.

What did you learn?



Find a hidden shape in the rocks.

What did the shape remind you of?

Hold a safety meeting with your group.

Check that everyone is prepared.



In this maze, make choices and follow the arrows. Good luck!

START

Should you set out with water, food, and friends or alone and unprepared?

alone and unprepared

prepared and together

Do you take a shortcut through soil crust?

HOORAY

...or stay on the trail?

Take a picture or...

carve your name on a rock?

Hmm...
Are you sure?
Go back,
and think again.

You would love to see wildlife!

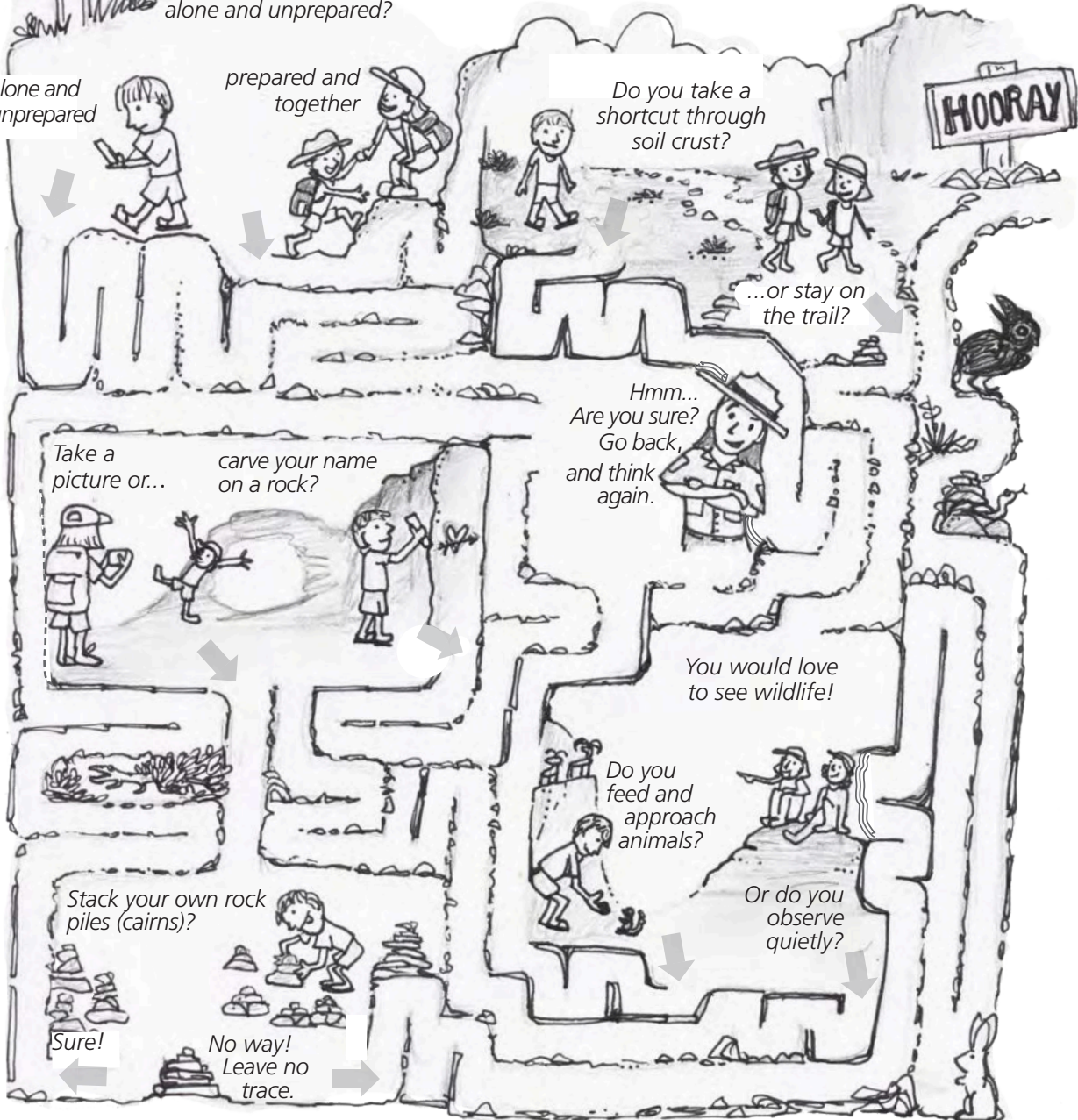
Do you feed and approach animals?

Or do you observe quietly?

Stack your own rock piles (cairns)?

Sure!

No way!
Leave no trace.

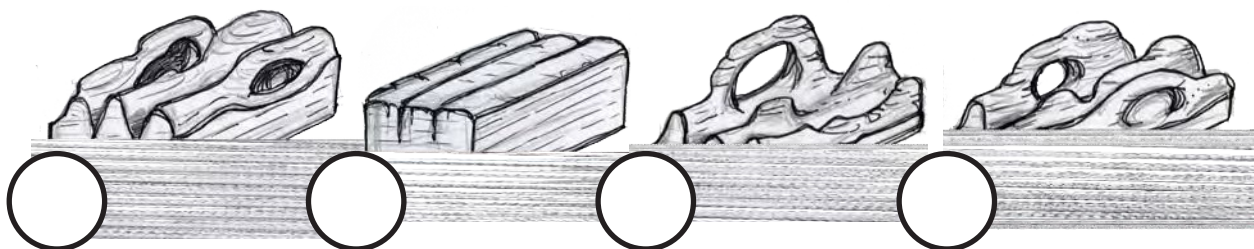


STORIES IN THE SANDSTONE

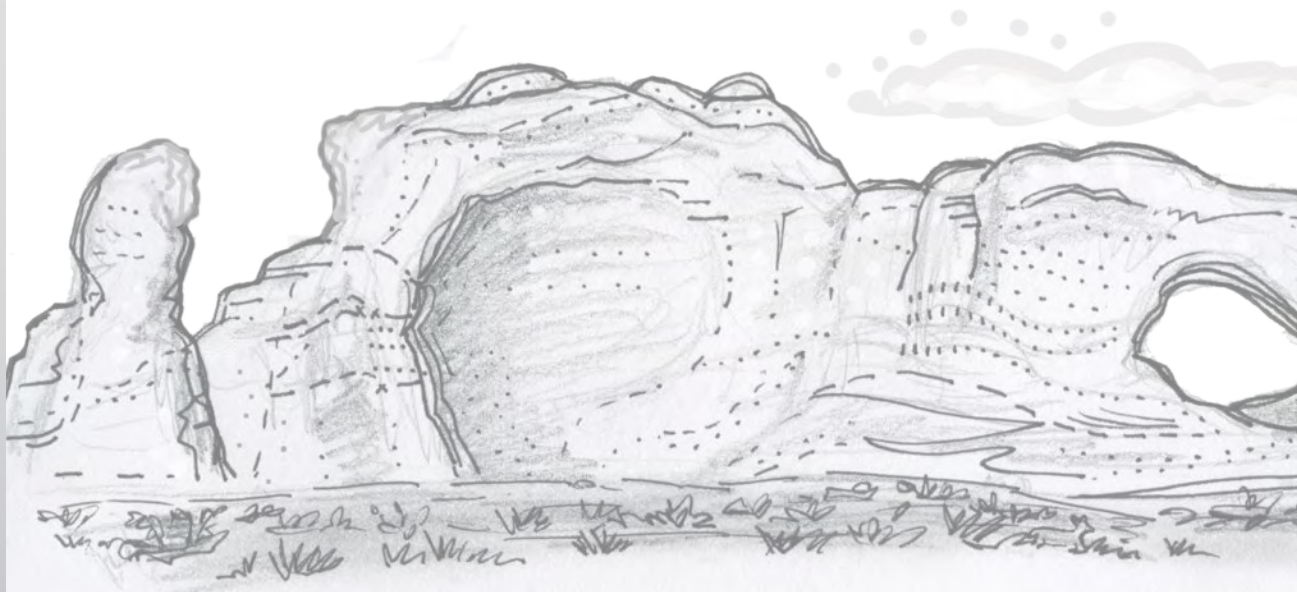
There are over 2,000 arches here, each with its own story.



Arches begin as giant cracks called rock 'fins'. Over time, water seeps through the rock and makes weak spots that break out. Making an arch takes thousands of years! Arches don't last forever. They finally break and fall. Put the pictures below in order by numbering them #1-4.




Can you spot the stages of arch making? On the drawing below, circle the arches, draw a ★ where you think an arch might form. Where you think an arch fell, draw the fallen arch back in.





Bagel Arch, Bacon Arch—some arches get their name from the things they remind us of. Draw and name *your* own arch.




FIND YOUR POSE

Look around and you'll see—even rocks find balance in Arches National Park.




Find a safe place out of the way of other visitors and practice the following poses. Only do what feels comfortable.



BALANCED ROCK

- Hold the pose, then switch sides.
- Bonus: try grabbing your toes and straightening your leg.



DOUBLE ARCH

- Ask a friend or family member to help you make an arch.
- Get creative! Can you find an arch and copy it with your pose?



REACH FOR THE SKYLINE

- Hold the pose,
then switch sides.



Show us your pose! Draw yourself, have someone take your picture, or write a description of the pose. *Bonus:* teach your family or friends.

DRAWN TO OUR PAST

If you're visiting Delicate Arch, don't miss your chance to go back in time along the way! Visit Wolfe Ranch and nearby Ute rock peckings. How were things different for kids in the past? How were they the same?

Draw a line connecting similar things in your life and the lives of the Stanley and Ute children.

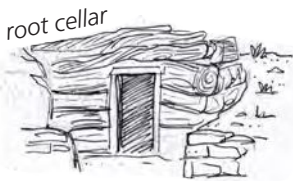
Life of Esther and Ferol Stanley



tea parties



button boots



root cellar

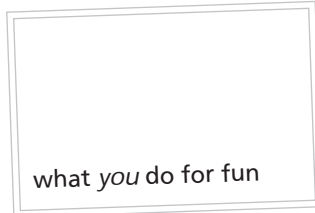


burro

Your Life



your pet (real or imaginary)



what you do for fun

Life of Ute Children



games



storage cist



domesticated dogs



moccasins

Traditions are ways of doing things passed down through generations. What traditions has your family taught you?




Half the park is after dark! Go stargazing!
Bring flashlights and warm clothes.



What did the moon look like?
Draw it in the circle.



How does the park change at night? Is the night sky
at home different? Write, draw, or take notes below.







VIRTUAL PARK POSTCARD

National parks are fun to visit and even more fun to share. Who would you like to tell about Arches National Park? A friend, a neighbor, a relative?



Fill out the postcard below. Need an idea? Write about or draw your favorite part of the trip or tell a funny story that happened in the park.

Dear _____



No need for snail mail! When you get service, text or email a photo of the postcard you made. Add today's date on the park stamp.

SPEAK FOR THE PARKS

We all have a say in how we should protect our parks! When we talk to others about things we care about, we learn from each other and see how we can work together. **Use this guide to start a discussion with your family and friends.**

Work together to make a list of rules for discussion.

How do we show respect for other opinions?

Read this example of the three steps to presenting an opinion. Then, use the steps to practice stating an opinion.

1. **ASSERTION:** "We should hike the Devils Garden Trail today..."
2. **REASONING:** "...because it's the longest!"
3. **EVIDENCE:** "The trail is over 7 miles long!"

Your opinion: _____

Read the following questions to your group. Let everyone take turns answering.

1. Choose three words to describe your visit here. Why those words?
2. What did you experience here that you've never experienced before?
3. How can we protect parks and help millions of visitors enjoy them?
4. If you wrote a letter to the director of the National Park Service, what would it say?



*"Within national parks is room—glorious room—
room in which to find ourselves, in which to think
and hope, to dream and plan, to rest and resolve."*

-Enos Mills



Use this page to reflect on your visit.
Write a story or a poem, or draw a picture.



YOUR PLEDGE

You're about to get your badge and the responsibility that comes with it. National parks are counting on you!



Write your own junior ranger pledge or promise. What will you do to protect parks and set an example for others? You can use the word bank for ideas.

protect culture national parks respect share
conserve nature history teach explore discover

Go forth, junior ranger!

When you're ready, share this book with a park ranger. You'll take a pledge and become a certified junior ranger! But that's only the beginning. Check out these ideas for continuing the adventure.

- Learn more about Arches by visiting our park website: nps.gov/arches.
- Check out a National Park Service site or other public land closest to your home!
- Become a web ranger at nps.gov/webrangers.



Park Mailing Address

Arches National Park
2282 Resource Blvd.
Moab, Utah 84532

Published by
Canyonlands Natural History Assoc.
Moab, UT www.chna.org

Illustrations and design by
Caitlin Campbell
caitlincampbellart.squarespace.com

Authored by
Caitlin Campbell and Arches
Junior Ranger Committee



Arches National Park Junior Ranger

_____ *has successfully completed* THE JUNIOR RANGER PROGRAM
AT ARCHES NATIONAL PARK AND IS NOW A JUNIOR RANGER OF
THE NATIONAL PARK SERVICE.



PARK STAMP



_____ PARK RANGER

_____ DATE