

# De Soto National Memorial

National Park Service  
U.S. Department of the Interior



## Junior Ranger Activity Book



# EXPLORE • LEARN • PROTECT

To receive your Junior Ranger badge and certificate please:

Complete six activities of your choice + activity 11.

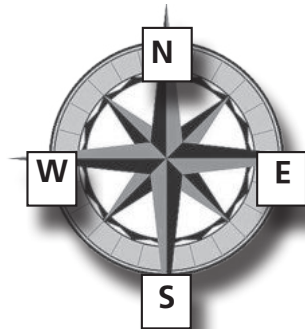
You will find the answers by talking to a Ranger, walking the trails, visiting the museum and viewing the park film.



An astrolabe (image left) was a tool De Soto used to navigate his journey. Today we navigate with compasses and GPS devices.

*A Ranger will help you learn how to use your compass.*

Through the book you will see the astrolabe image. Each time you see it on the page, stop and take a compass reading and write it down.



When you finish your book return to the Visitor Center to have it checked by a Ranger. They will award you your badge and certificate.



Feel free to color in all the black and white drawings through the activity book!



The "De Soto Challenge" symbol tells you when there is a more difficult area of the activity. The challenge sections are designed for older kids but anyone can try them!

# The Landing

On May 30, 1539 a Spanish explorer, Hernando de Soto with his army of Conquistadors, landed on the shores of Tampa Bay. He came to the land known as La Florida seeking riches and glory. Hernando de Soto sailed here from Cuba in nine ships with 700 men, women and children, 220 horses, war dogs, and a herd of pigs.

He came ashore near a large Indian village. When his men arrived at the village they found it abandoned. The name of the village was Uzita, named after its cacique, or Chief. This was the first of many Indian villages De Soto would take over for his camps. De Soto stayed at Camp Uzita for several months while the army unloaded the ships. He made contact with several local tribes from here.

One of these tribes was named for its Chief, Mocozo. Mocozo had a Spaniard named Juan Ortiz living in the village. Ortiz had been left in La Florida by a previous expedition. Juan Ortiz was special because he had learned the local Indian language and was able to serve

as De Soto's interpreter. An interpreter is someone who can speak two languages. After the ships were unloaded De Soto and his army started heading North on a journey that would take him four years and a distance of over 4,000 miles.

## Eye Spy

Look at the picture on the cover of this book. This is what it might have looked like when Hernando de Soto and his men came onshore in Tampa Bay. While looking at the picture can you pick out several important things?

- 1) The Indian Village named Uzita
- 2) Spanish flags used on the expedition
- 3) Horses coming off the boats
- 4) The first pig in North America
- 5) Shells used by the Florida Indians



# 1

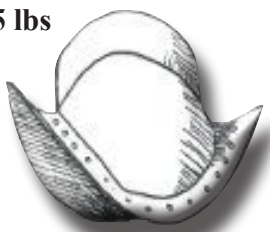


Conquistadors wore very heavy armor to protect themselves while fighting. Add up the weight from each piece of armor to find how many pounds (lbs) a soldier would have carried.

1: CHAINMAIL COIF  
10 lbs



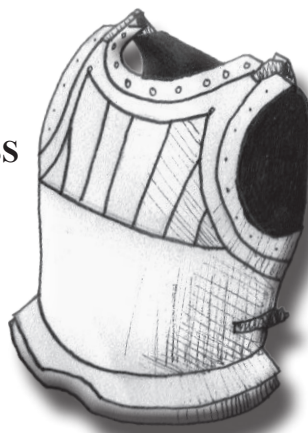
2: MORION HELMET  
5 lbs



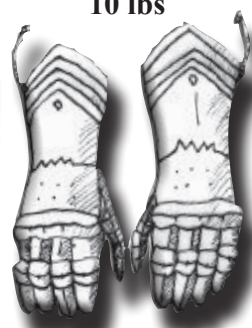
3: CHAINMAIL SHIRT  
30lbs



4: CUIRASS  
10 lbs



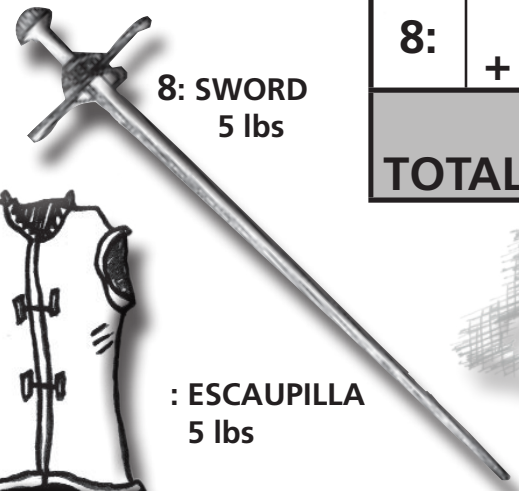
5: GAUNTLETS  
10 lbs




7: SHIELD  
15 lbs



8: SWORD  
5 lbs



6: GREAVES  
10 lbs



: ESCAUPILLA  
5 lbs



|               |   |            |
|---------------|---|------------|
| 1:            |   | lbs        |
| 2:            | + | lbs        |
| 3:            | + | lbs        |
| 4:            | + | lbs        |
| 5:            | + | lbs        |
| 6:            | + | lbs        |
| 7:            | + | lbs        |
| 8:            | + | lbs        |
| <b>TOTAL:</b> |   | <b>lbs</b> |

How much would you have weighed as a Conquistador? First add your weight to the armor total. Then, imagine you have lost your cuirass (breast plate) during the journey and replaced it with a 5 lb padded vest, also known as an escaupilla; how much do you weigh now?




|             |   |             |   |         |   |            |   |       |
|-------------|---|-------------|---|---------|---|------------|---|-------|
| lbs         | + | lbs         | - | lbs     | + | lbs        | = | lbs   |
| Total Armor |   | Your Weight |   | Cuirass |   | Escaupilla |   | TOTAL |



Flag of Spain

While on the expedition through La Florida, Hernando de Soto and his army carried many flags. Just like other European countries, the Spanish carried flags to represent their country, hometown, and family.

Spanish Military Flag



Hernando de Soto Family Crest




Activity Two



Be ready to explain your flag when you turn in your book!

Draw your own family flag!

Your Flag



Royal Standard of Spain



There were very few women on the De Soto expedition. Women supplied the army with food, shoes, clothes, medicine. The women also helped the tradesmen on the journey.

Meet Ana, she was ten years old when she began this expedition. She helped the women and the tradesmen take care of the everyday activities in camp. Match the name of the trade with the tools they would have used.



Activity Three



blacksmith

carpenter

doctor



cook

friar

cobbler



shipwright

tailor



*Ken*

This is Jose, he joined De Soto as a “vareadores”, which is Spanish for pig herder. A herder keeps the animals together. While taking a break, Jose lost sight of one of the hogs in the mangroves; help him find the swine so he doesn’t lose his job! Watch out for the other wild animals!



Activity  
Four

**Did you know?**  
Wild pigs in the U.S. are here today because they are descendents of the escaped pigs during De Soto’s expedition.





## The Chronicles

The most important thing that came from De Soto's expedition was The Chronicles. Chronicles are journals used to keep track of events as they occurred. On De Soto's expedition there were several people who kept their own journals of the expedition. One person was appointed by the King of Spain to ensure his laws were being obeyed. Another kept his chronicles so his adventures would be

known. The picture above shows Rodrigo Rangel, who was Hernando de Soto's personal assistant. His job was to record De Soto's conquests of La Florida. Many years later the accounts written by these men were put together in one book, The Chronicles. This book gives us a complete picture of the expedition and descriptions of the American Indian Tribes that lived over 500 years ago.



## Eye Spy

In the campfire scene above Rodrigo Rangel records the day's events which would later appear in De Soto's Chronicles. Can you pick out several important things?

- 1) Anna Mendez and Jose the Vareadore
- 2) Two ferocious war dogs
- 3) Two captive American Indians
- 4) A Spanish guard with a halberd, an axe like weapon on a pole

Any type of personal exploration or journey is important no matter how small. If we keep track of our history, years from now others will be able to tell those stories and share the truth of the past.

*"He [De Soto] gave order to arm and cross to the mainland for the conquest, settlement, and pacification of those provinces that were entrusted to him by his majesty; this history will relate the things that occurred in this enterprise."* -Account by Rodrigo Rangel

Just like Rangel during the De Soto expedition, describe what you did today.



*Today's Date:* \_\_\_\_\_

\_\_\_\_\_

\_\_\_\_\_

\_\_\_\_\_

\_\_\_\_\_

\_\_\_\_\_

\_\_\_\_\_

\_\_\_\_\_

\_\_\_\_\_

\_\_\_\_\_

\_\_\_\_\_

\_\_\_\_\_

\_\_\_\_\_

\_\_\_\_\_

\_\_\_\_\_

\_\_\_\_\_

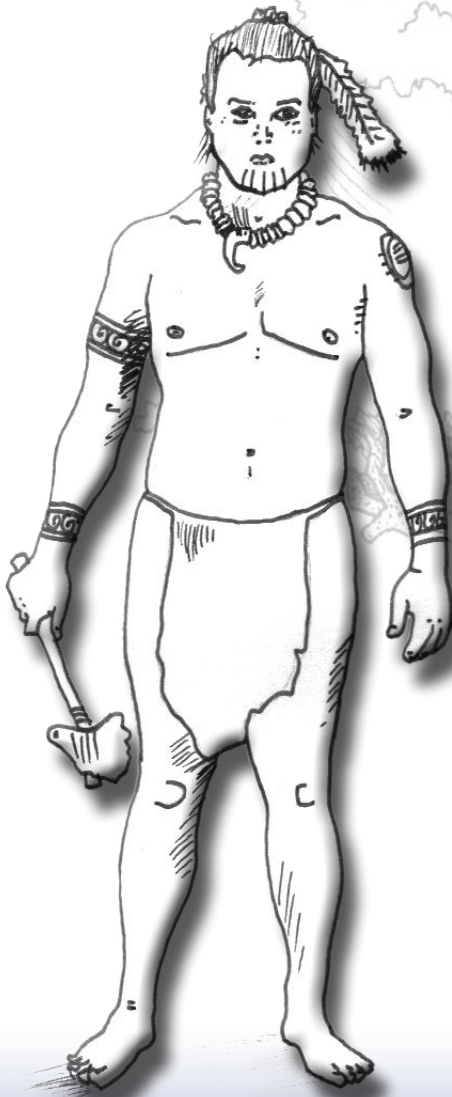


Before joining the De Soto expedition, Juan Ortiz lived with several different Indian tribes. His ability to speak Spanish and several Indian languages helped Hernando de Soto communicate with the different tribes they encountered.

Here are some words from the Timucuan language and their English translations.

| TIMUCUAN | ENGLISH   |
|----------|-----------|
| Atulu    | Arrow     |
| Cala     | Fruit     |
| Caya     | Chicken   |
| Chulufi  | Bird      |
| Itori    | Alligator |
| Pira     | Red       |
| Plato    | Dish      |
| Quiti    | Spoon     |
| Tuma     | Ten       |
| Yabi     | Fish Hook |

The Timucuan people originally lived in Northeast Florida and Southeast Georgia.



You are a translator. Write a sentence using two of the Timucuan words in place of English.

---



---



---

# 7 Activity Seven

Indians from Florida were very creative in developing their tools, weapons, and shelter. Living close to the water gave them the opportunity to use materials such as shells, fish bones, shark teeth, and palm leaves to make things.

Draw a line from the modern item to its American Indian version.



Imagine being a kid back then and not having electricity, plastic, or batteries. That means no video games, no bicycles, no computer!



Design a Native American toy out of materials they would have had available.




## Activity Eight



The American Indians in Florida knew a lot about the plants and animals that were in the forests and waterways. They depended on nature for food and supplies. De Soto brought some animals with him that were new to the Indians.

Meet Perico, he is out hunting with his atlatl and fishing spear. He served as a guide and interpreter for the Spanish. Circle the animals that Perico would have hunted. Put an X on the animals that the Spanish brought with them.





## Lady of Cofitachequi

A year after starting the expedition, Hernando de Soto came to a large village located on the banks of a river in present day South Carolina. They were told by Indian guides that they would meet a mighty Chief there.

De Soto saw a woman being carried on a platform from the village by mighty warriors. Then she crossed the river in a canoe draped in furs and white linen. The Spaniards were impressed with the nobility of this woman and called her the Lady of Cofitachequi. She presented De Soto with gifts and told them they could take as much

food as they needed. She then offered several strands of freshwater pearls and placed them around De Soto's neck as a gift of friendship.

## Eye Spy

In the scene above, can you pick out several important things?

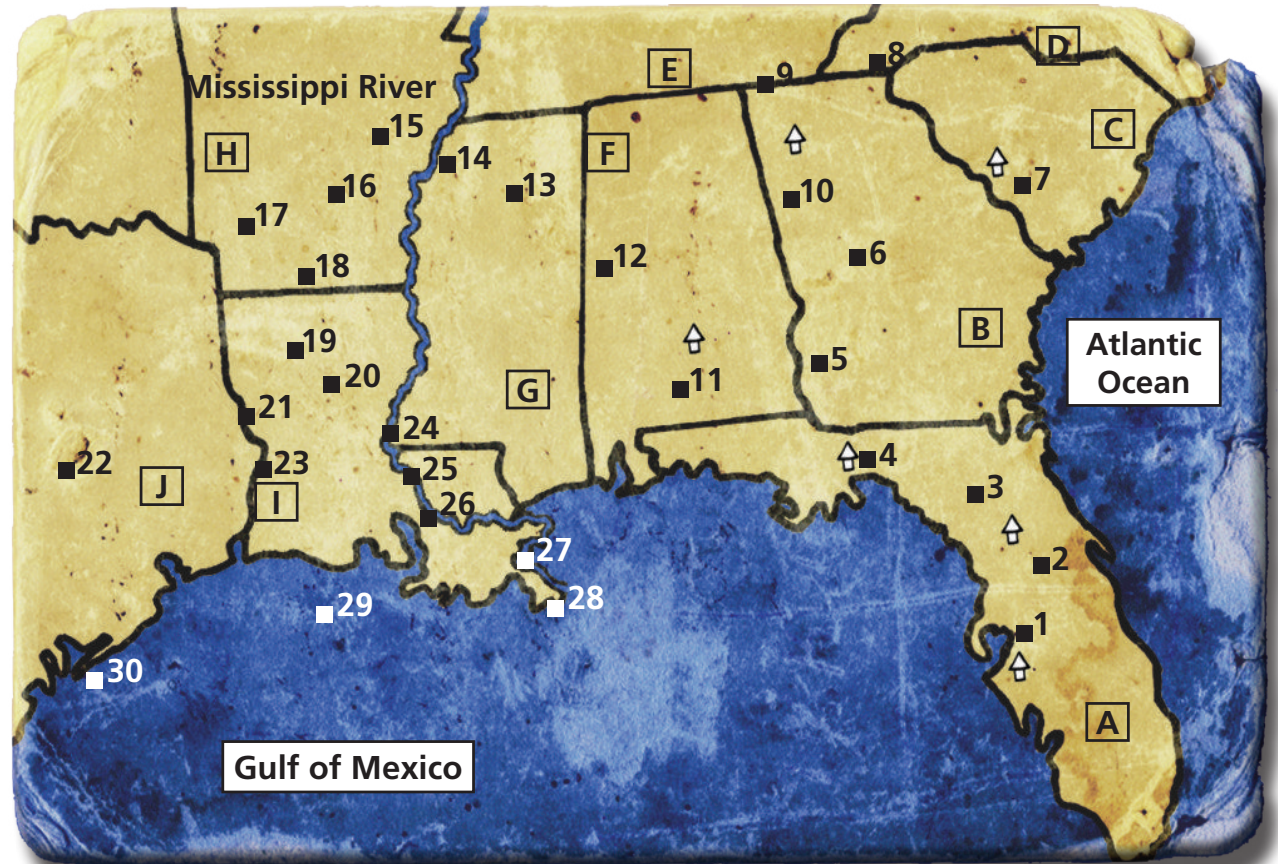
- 1) The string of freshwater pearls
- 2) A headdress with many white plumes and a golden sunrise
- 3) A morion helmet
- 4) A longbow



De Soto's army passed through ten modern states during their four year journey. They had to trust Indian guides to lead them through the country.

Using the map, write the names of the ten states labeled with the letters A-J. Connect dots by number on the map, to trace De Soto's route!

|    |  |
|----|--|
| A: |  |
| B: |  |
| C: |  |
| D: |  |
| E: |  |
| F: |  |
| G: |  |
| H: |  |
| I: |  |
| J: |  |



While traveling through the southeast United States, De Soto came upon many different Indian villages. The tribe that lived nearest Tampa Bay were the Tocobaga.



The houses on this map represent Indian villages. In the visitor center you will find maps to help you fill in the names of the villages. Write their names in the order that they were visited, the dates will help you.

🏠 1 \_\_\_\_\_  
July 15, 1539

🏠 3 \_\_\_\_\_  
October, 1539

🏠 5 \_\_\_\_\_  
June 28 - July 5, 1540

🏠 2 \_\_\_\_\_  
Late July, 1539

🏠 4 \_\_\_\_\_  
May 1, 1540

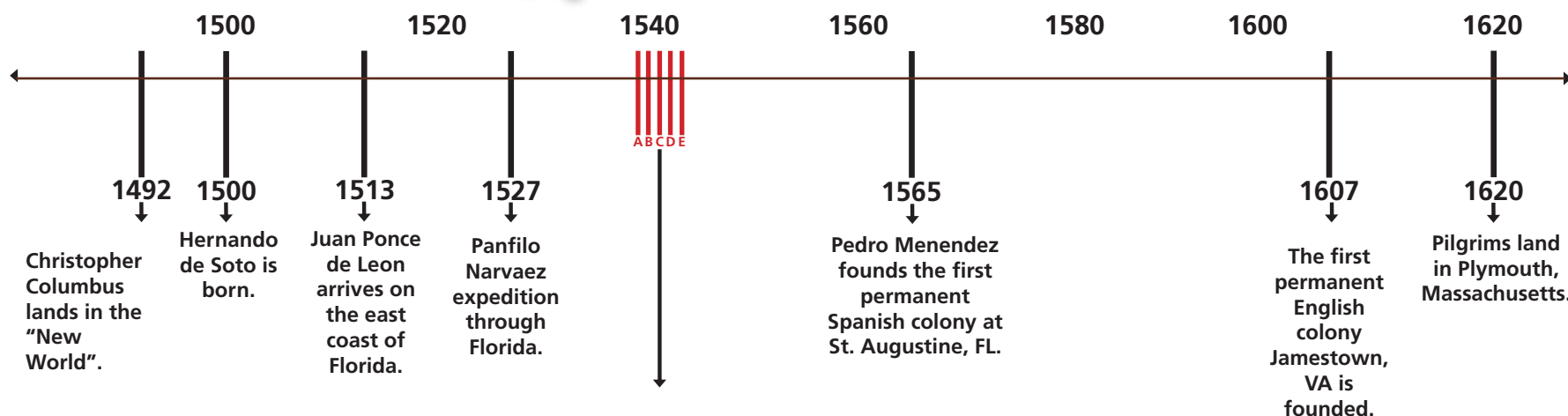
🏠 6 \_\_\_\_\_  
October 12 - 18, 1540



A timeline shows the order things happened. Read this timeline like a sentence - start at the left and move right. The location of the mark tells the date the event occurred and the space between the marks tell how much time passed from that event to the next. The red marks represent dates during De Soto's expedition through La Florida.



Try a timeline of your own! Fill in at least 4 dates that represent special events that have happened in your life on the blank line at the bottom of the page.



**A: May 30th, 1539** - De Soto lands near Tampa Bay and begins his four year march through Florida and the southeast USA.

**B: 1540** - De Soto meets La Senora de Cofitachequi, and eventually crosses the Appalachian Mountains. In October the Battle of Mabila takes place.

**C: May 1541** - De Soto and his men become the first Europeans to see the Mississippi River.

**D: May 1542** - De Soto dies of fever and is secretly buried in the Mississippi River.

**E: 1543** - The remaining survivors of the expedition reach Mexico.

Today

# The Escape

Desperate to escape La Florida the survivors of the expedition returned to the banks of the Mississippi River. After four years and over four thousand miles of marching they were hungry and tired. More than half of the Spaniards that started the journey had died, including Hernando de Soto their leader, from illness and warfare.

The new leader of the expedition, Luís Moscoso, ordered the army to cut down trees and melt down their armor and weapons for nails in order to build seven boats.

On July 2, 1543 the last of the Conquistadors set sail down the Mississippi River. During their retreat the Spaniards passed many Indian villages. They were fiercely defended by the village warriors firing arrows at them from dugout canoes. Eventually the survivors would make it to the Spanish colony at Panuco, Mexico. Some of them stayed in Mexico others returned to Spain, including Ana Mendez.

## Eye Spy

Pictured above is the escape the conquistadors made down the Mississippi River. Can you pick out these important things?



- 1) An Indian arrow stuck into the side of the boat
- 2) A conquistador loading his crossbow
- 3) Ana Mendez
- 4) Indian warriors attacking from their canoe
- 5) Escapilla armor (a padded vest worn as armor)







# 11

Activity Eleven



Hike on the trail to complete the map and fill the red landmark boxes with their correct symbol: 

Use your compass to mark the direction in the white boxes: 

**Prepare to use your senses while on the trail!**



3 things you saw:

1. \_\_\_\_\_

2. \_\_\_\_\_

3. \_\_\_\_\_

3 things you heard:

1. \_\_\_\_\_

2. \_\_\_\_\_

3. \_\_\_\_\_

2 things you smelled:


1. \_\_\_\_\_


2. \_\_\_\_\_


2 things you touched:


1. \_\_\_\_\_


2. \_\_\_\_\_


MEMORIAL CROSS 

LION'S DEN 


DESOTO POINT 


DESOTO / HOLY EUCHARIST MEMORIAL 


GUMBO LIMBO TREES 


BIRTHDAY MONUMENT 


\*The visitor center has been done for you as an example, but be careful because not all symbols will be needed!


CAMP UZITA 


VISITOR CENTER 


BOARDWALK 


MOUNTAIN RANGE 


TABBY HOUSE RUINS 

4 MILE BRIDGE 

BIG CHICKEE 

GIANT SANDCASTLE LANDMARK 

DESOTO MONUMENT 

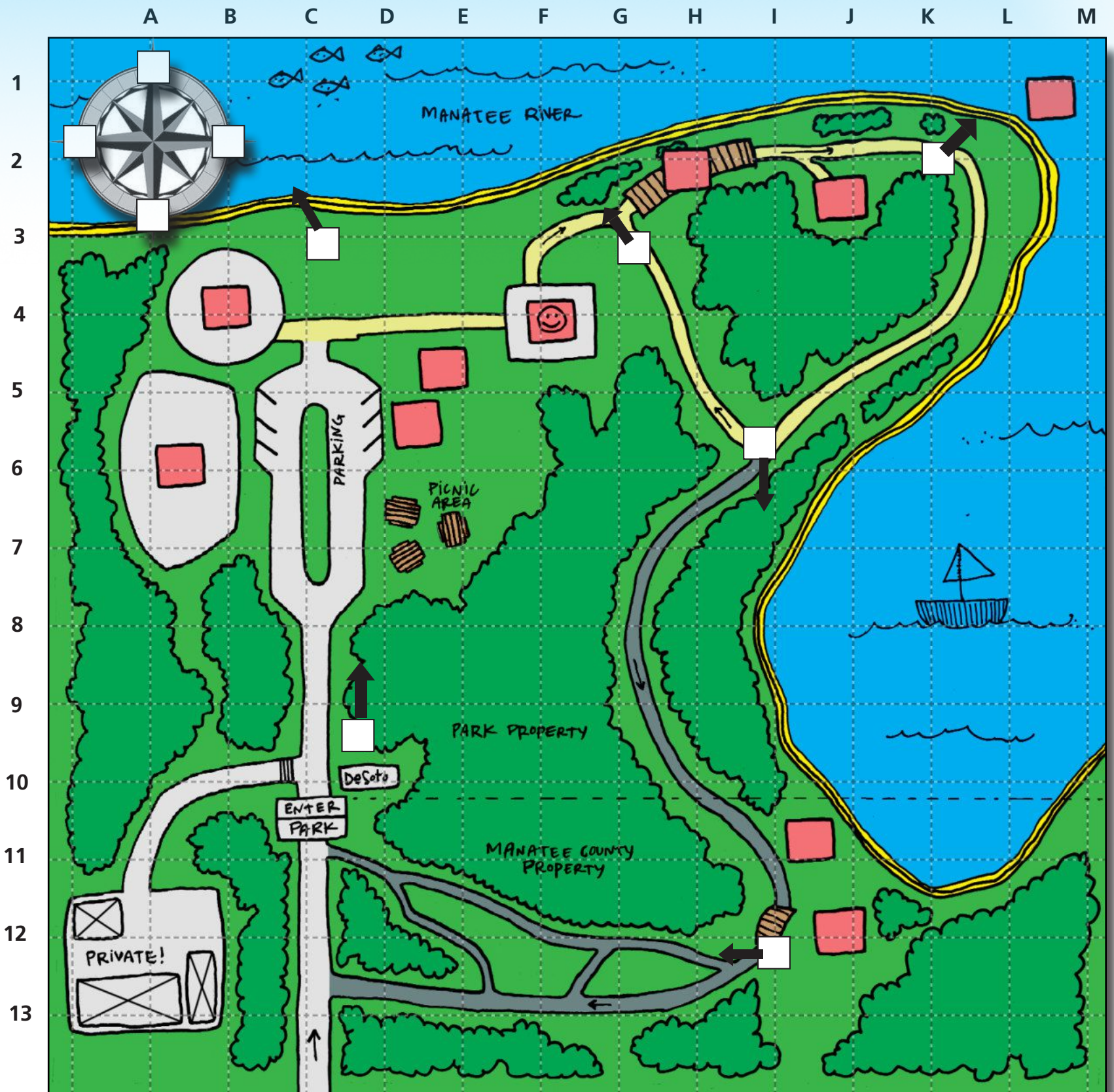
GRAFFITI TREE 



Write in the coordinates for the following markers:

Using orientation coordinates we can locate places on a map. Wherever two lines cross, coordinates can be found. Use your fingers to follow the lines to its letter or number. For example the visitor center is located at 4F.

|                |    |
|----------------|----|
| Visitor Center | 4F |
| Big Chickee    |    |
| Boardwalk      |    |
| Memorial Cross |    |



Please keep in mind that the National Parks are for everyone. Do your part to keep the parks beautiful.



Every Ranger's job is to protect the park and help guests understand and enjoy their visit. For you, as a Junior Ranger, you will take on the responsibility of caring for your National Parks.



Draw yourself as the Park Ranger.

Try and solve these park problems.



You are walking through the park when you see a visitor's dog running without a leash, why is this unsafe?

---

---

---

---



While on patrol you notice someone feeding the animals, why is this against the rules?

---

---

---

---



You see a visitor taking shells off of the historic Indian mounds, why should you stop them?

---

---

---

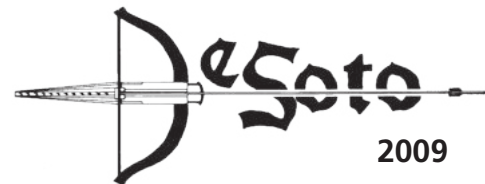
---



Now what? Most NPS sites have Junior Ranger programs, so when visiting them always be sure to ask!

If you won't be visiting any parks soon, try out our WebRangers site online! Ask an adult to help you get on the website and once there you can make your own Ranger Station and play fun games to learn more about history, the environment, and the NPS!

[www.nps.gov/webangers](http://www.nps.gov/webangers)



Made possible with help and editing from the following people:  
 Jorge Acevedo, Angie Alvino, Diana Bauman, Meghan Donato, Heather Hill, Andy Loudon, Michelle Marc, Chuck Oshaben, Scott Pardue, Sarah Schoenfelder, Dan Stephens, Bruce Young, and all the volunteers and visitors of De Soto National Memorial.  
 Special thanks to the 2008 Junior Ranger Camp.

Designed and illustrated by Jessie Lampack.  
 Cover and large artwork by Hermann Trappman.



# De Soto National Memorial

National Park Service  
U.S. Department of the Interior



# Congratulations!!

you are now a junior ranger!

JUNIOR RANGER  
PROMISE:

DeSoto

AS A JUNIOR RANGER,  
I PROMISE TO LOOK FOR  
SOMETHING SPECIAL IN EVERY  
NATIONAL PARK I VISIT.  
I PROMISE NOT TO BE AFRAID  
TO ASK A PARK RANGER ANY  
QUESTION. I PROMISE TO FIGHT  
LITTER AND POLLUTION AND WILL  
DO MY BEST TO RECYCLE AND  
CONSERVE ENERGY. I PROMISE  
TO RESPECT MY ENVIRONMENT  
AND EVERYONE AND  
EVERYTHING IN IT AND TO  
HELP OTHERS DO THE SAME.



NAME: \_\_\_\_\_

DATE: \_\_\_\_\_

PARK RANGER  
SIGNATURE: \_\_\_\_\_

