


Name



Activity Booklet
Ages 4 and Up

Instructions for Becoming a Junior Ranger

To become a Junior Ranger, you must earn badge points. Look below to see how many badge points you will need. Keep track of your badge points in the space below by putting a line through the badge, like this .

A question or activity can be worth:



(1 badge point)



(2 badge points)



(3 badge points)

Ages 4-9 (Grades K-3rd) must earn 8 badge points or more



Ages 10-12 (Grades 4th - 6th) must earn 16 badge points or more



Ages 13 and over must earn 24 badge points or more





A Search for Ranger Safety

Welcome to Redwood National and State Parks. I'm Ranger Debbie. There is so much to see and do here! I know that you are excited to get started but to be a Junior Ranger, you must always be safe!

Earn badge points by filling in the missing letters in the **Highlighted** words below and then find those words in the **Word Search**.

Junior Ranger Safety Tips



Before going to the beach, know when **H _ GH** and **L _ _** tides are.

At the beach, never turn your back to the **W _ V _ S**, they can sneak up on you!

Always carry **W _ T _ _** to drink and a rain **C O _ _** to keep you dry.

Stay at least 500 feet away when viewing **W _ LD _ _ FE**.

Always **H _ K _** with an adult and stay on the **TR _ _ L**.

Help keep wildlife wild! Never **F _ _ D** wild **AN _ M _ LS**.

Word Search



L	R	F	T	R	A	I	L	A	U
W	O	G	R	I	C	K	F	N	H
A	J	W	D	Y	O	R	E	I	I
V	E	A	Q	S	A	F	E	M	G
E	W	T	S	L	T	P	D	A	H
S	L	E	A	V	E	S	V	L	K
N	P	R	H	I	K	E	H	S	K
W	I	L	D	L	I	F	E	M	X



Poison Oak



Look out for this plant! It can cause an itchy rash if you touch it. Here is a little rhyme to keep you safe:

If you find a plant with **LEA _ _ S** of 3, stay **S _ FE** and let it be....it's trying to tell you, "don't touch me!"



Be a Wildlife Detective

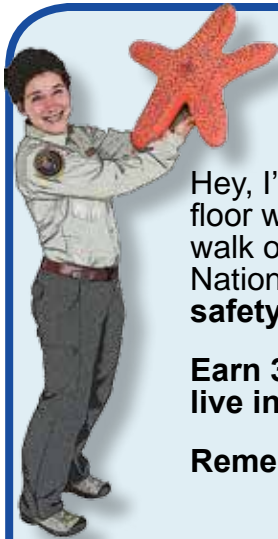


Ranger Adam here. As you explore the habitats of Redwood National and State Parks, you will discover some amazing things! You might not always see the wildlife you wanted to see...but you can find clues that wildlife has left behind.

Find 5 wildlife clues in the parks and earn 3 badge points.

Remember: Junior Rangers always leave things where they find them (except for litter..we pick that up!)

<p>Bird Nest</p> 	<p>Insect Buzzing</p> 	<p>Tracks</p> 	<p>Bird Sound</p> 
<p>Spiderweb</p> 	<p>Hole in tree</p> 	<p>Feather</p> 	<p>Whale Spout</p> 
<p>Sea Lion Bark</p> 	<p>Scat (Poop)</p> 	<p>Slime Trail</p> 	<p>Crab Molt (shed)</p> 
<p>Empty Shell</p> 	<p>Other Clues?</p>	<p>Other Clues?</p>	<p>Other Clues?</p>












Tide Pool Bingo



Hey, I'm Volunteer Ranger Kristi. Have you ever seen the rocky ocean floor when the tide goes out? We call this habitat a tide pool. Take a walk on the beach and discover the amazing tide pools of Redwood National and State Parks! **Safety first! Before you go, earn your safety badge points on page 2.**

Earn 3 badge points by helping me identify at least 4 things that live in the tide pool habitat.

- Remember:**
1. Always explore the beach with an adult.
 2. Never turn your back to the ocean.
 3. Watch out for big waves.
 4. Know the times of high and low tides.

<input type="checkbox"/> Rock Crab 	<input type="checkbox"/> Barnacle 	<input type="checkbox"/> Limpet 
<input type="checkbox"/> Green Anemone 	<input type="checkbox"/> Kelp 	<input type="checkbox"/> Sea Slug 
<input type="checkbox"/> Sea Star 	<input type="checkbox"/> Hermit Crab 	<input type="checkbox"/> Mussel 



Ranger Beach Report



Hi, I'm Ranger Tiffany. **Earn 3 badge points by filling out the Redwood National and State Parks beach report.** Take a walk on the beach and look, listen, and feel for the current conditions. Return to a visitor center and compare your observations to the daily weather information.


Redwood National and State Parks Beach Report

Date: _____


Location: _____

Time: _____


Fog




Waves



Weather



Temperature



Special Observations:

Blank area for special observations.

Be a Tree Detective



Hello, I'm Ranger Brett. Coast redwood trees can live to be over 2,000 years old! How do I know this? I once counted over 2,000 growth rings on a single tree. The light rings are the seasons when the tree grew fast and dark rings are the seasons when the tree grew slow.

Take a hike in the old-growth and look for clues to help you with this activity.

Ranger Tip

1 light growth ring
+
1 dark growth ring
=
1 tree year



How old is this tree?

About _____ years old.



What do you think caused the black marks on the tree?



About how old was the tree when the black marks happened?

_____ and _____

The Nursery Log



Shhhh...our forest babies are growing! I'm Ranger Stassia. I am a botanist and I study plants. A nursery log is a tree that has fallen over and is now a new home for baby plants. A nursery log, like a nursery for human babies, has all the right stuff to help baby plants grow.

Find a nursery log in the old-growth redwood forest and draw all the things you find growing on it. Use the photos below to help identify what you find.



Fern



Moss



Huckleberry




Redwood Sorrel



Fungus



Salal



Western Hemlock
or
"Octopus Tree"



The Octopus Tree Mystery





Hi there, I'm Ranger Emily. Now that you learned about nursery logs (on page 9), you have the knowledge to solve a mystery. An octopus tree stands on its roots...and its roots look kind of like an octopus! Most trees keep their roots hidden underground but something made this octopus tree (a Western Hemlock) grow this way.

Earn 2 badge points and get your name in the paper by solving the Octopus Tree Mystery. Explain why the Octopus Tree grows like it does.

Junior Ranger Solves Octopus Tree Mystery!

The Octopus Tree mystery has been solved! Here is how it works: _____





The Art of Making Things

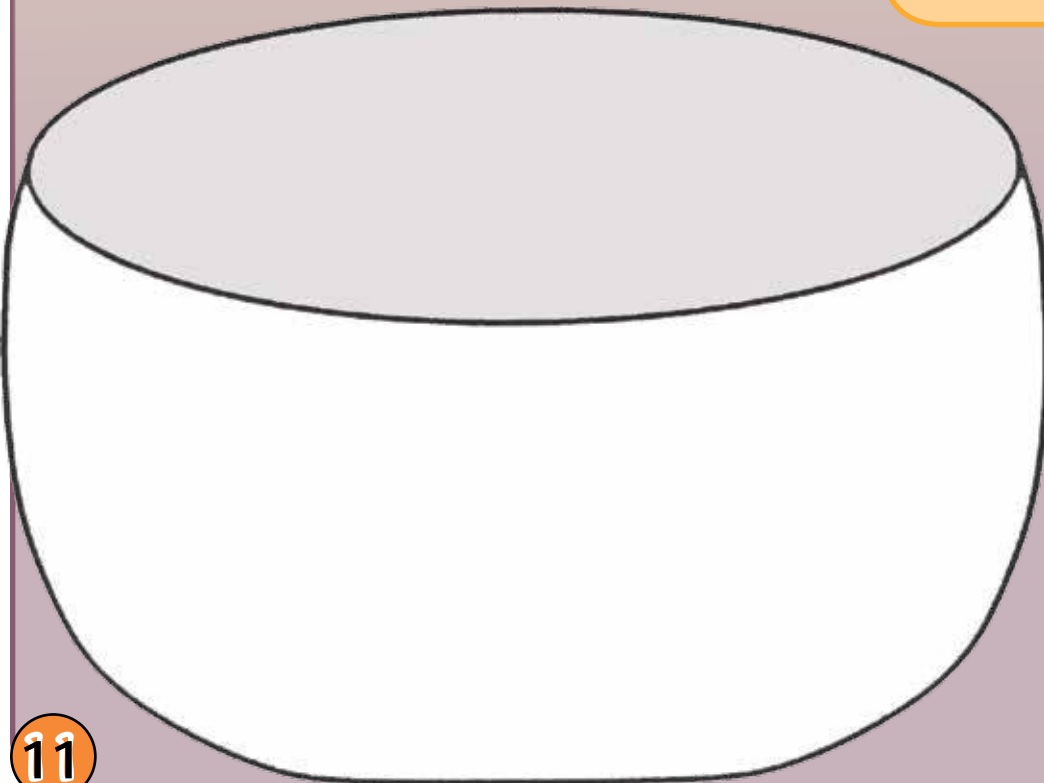
Hello. I'm Ranger Dale. Long before the rest of the world knew about redwood trees, American Indians like the **Yurok** and **Tolowa** were living, working, and playing underneath these giant trees. We still live here today. During your visit, look for the art, history, and culture of American Indian people.

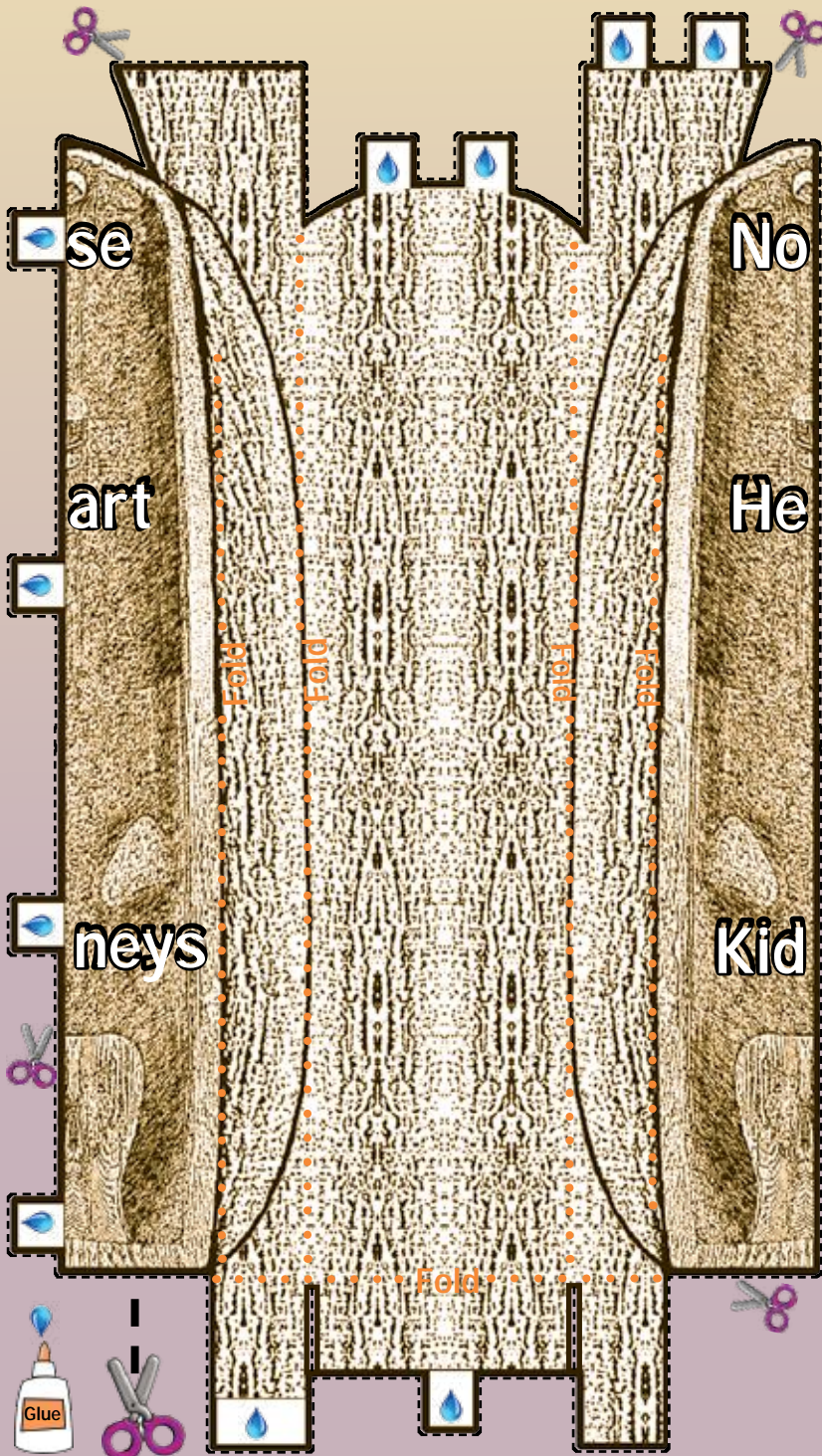
Making things by hand takes time. It can take as much as two years for a person to collect, clean, and organize all the different plants to weave a single basket.

A lot of care and thought was put into making traditional arts, tools, and homes. In these next activities you will get a chance to do the same.

Basket Design

Design and color your own basket. Create a design that means something to you. Take your time and plan your work.





Canoe Culture


If you think a basket is hard work, wait until you try this canoe. Get creative and build it using the tools that you have.

The Yurok and Tolowa use only hand tools and fire to make their canoes. They take great pride in their canoe making and fishing skills.


Like many cultures in our world, the Yurok and Tolowa believe that a canoe is not just a boat but a living thing. See if you can discover the special names for the parts of living canoe.



Fish For The Right Color



Chinook Salmon



Coho Salmon




Steelhead Trout

Timber Time




Greetings. I'm Ranger Jim. Did you know that about 95% of the original coast redwood forest was cut down? That means for every 100 coast redwood trees, 95 were used to make things.

A great question to ask a ranger is, "What makes the wood in the coast redwood trees so special?" **Earn 2 badge points by finding 5 things made out of redwood in Redwood National and State Parks. Write or draw what you find on the notes below.** Then, be ready to talk with a ranger about why redwood is some of the best wood on earth!



Tree Illustration Courtesy of International Paper

Hidden Life on the Edge



Hello, Ranger Lathrop here. I have a great wildlife tip for you: look for wildlife on the edge of the forest. **Earn 2 badge points by discovering the hidden wildlife in the coloring sheet. Find a northern spotted owl, a black-tailed deer, a red legged-frog, a banana slug, a Pacific giant salamander, a beetle, a vole, a garter snake, a Humboldt marten, and a bobcat.**

Discover How You Can Help



Hi! I'm Ranger Jason. Did you know that human food and garbage can hurt wildlife? Keeping our parks clean and safe is important! **Earn three badge points by decoding the secret message to find out what you can do to help wildlife in Redwood National and State Parks. Some of the pictures make the sound of the word. You may also have to subtract (-) or add (+) letters to the word.**



-y +ep

wildlife



by





-t+ding

them



-t+d





-b

food

N



and food lockers.



Stump the Ranger



Pssstttt...down here, I'm Ranger Nate. Need some badge points? Find an animal—any animal—anywhere in the parks. **Fill out the “Stump the Ranger” form and head to a visitor center. Read the form to the ranger (but don't tell the ranger what you saw!).** The ranger can ask you **3 questions** and gets **1 guess**. You get 3 badge points whether they guess it right or wrong!

Redwood National and State Parks Stump The Ranger Form

Secret animal you saw:

Date:

Time:

Redwood Habitat:

Location:

Ranger Question #1:

Ranger Question #2:

Ranger Question #3:

Ranger's Guess:





Banana Slug Slide

Hey Junior Ranger...I'm D.J. Slime
Listen up close to my banana slug rhyme

Get badge points...through song and moves
In front of a ranger...show your groove

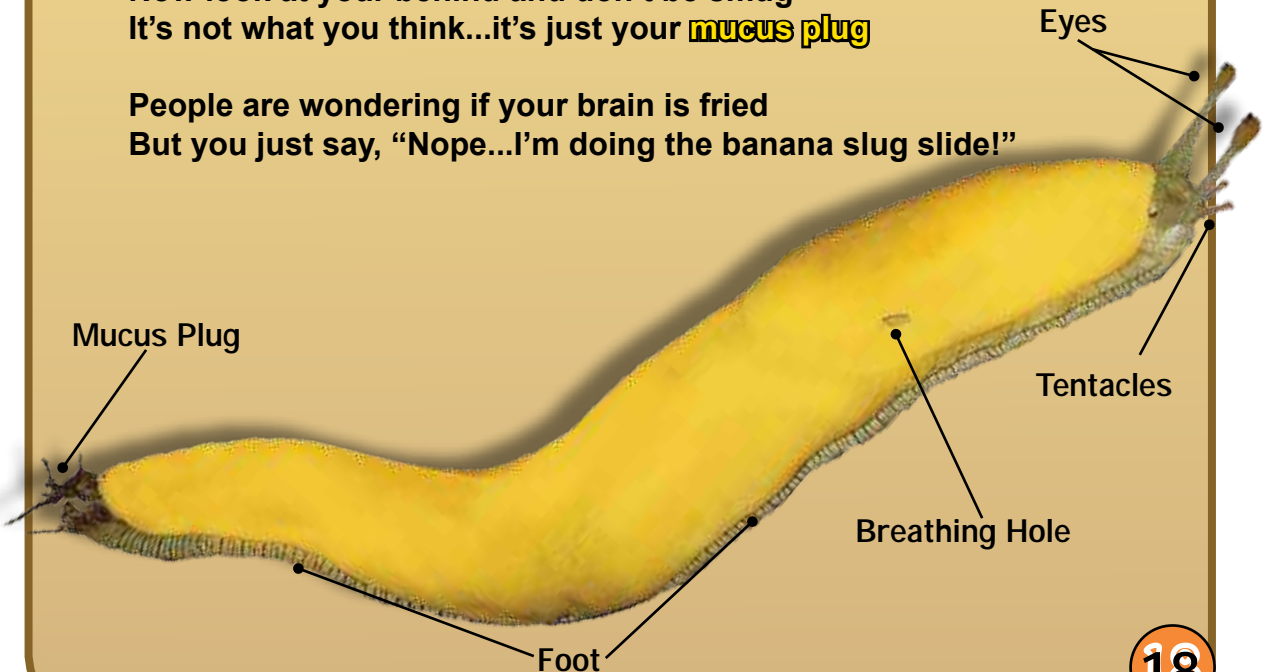
Put one **foot** on the other...cause you only got one
Yeah, you look crazy...but you know it's fun

With your feet as one...get ready to go
Shake it left or right...move heel to toe

Throw your **tentacles** (arms) in the air and wave your good-byes
Make your hands in tight fists and call'em your **eyes**

Now look at your behind and don't be smug
It's not what you think...it's just your **mucus plug**

People are wondering if your brain is fried
But you just say, "Nope...I'm doing the banana slug slide!"

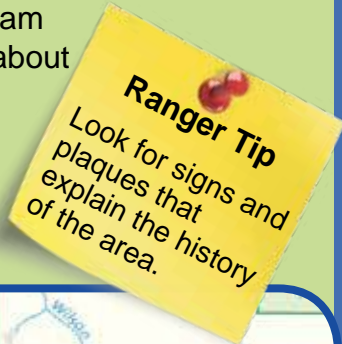




Redwood History Explorer

Want to explore some of our local history? Great! I am Ranger Susan. I am a historian. A historian learns about the past and shares it with others.

Earn 3 badge points by exploring the places on the map and solving the riddles of Redwood National and State Parks history.



Today I'm a pond with rushes and reeds.
Years ago, this is not what you'd see.
I was once a place full of floating trees!

What am I? _____



I was built to keep America safe from harm.
Inside...soldiers, concrete, arms...
Outside...chicken, goats, house on a farm.

What am I? _____



I am cliffs of gold,
Made of stream beds old, Old, OLD!
Ohh...the treasures I still hold!

What am I? _____



Map Maker







Hi there! I'm Ranger Carey and I love to make maps. A cartographer is a person who makes maps. I share my maps and my favorite places so that everyone can explore Redwood National and State Parks.





For 3 badge points, make a map of a special place that you visited today. Take your time. Include colors and symbols on your map. When you get home, share your map with a friend.


Map Legend

Colors

-  = Water
-  =
-  =
-  =

Symbols

-  = My Location
-  =
-  =
-  =



Bringing it Home

Think of all the things you have done and seen today. We are so lucky to have Redwood National and State Parks. It is a special place that everybody can visit and enjoy.

As a Junior Ranger you promise to take care of our parks, but there is more work to be done. Our habitat is bigger than Redwood National and State Parks. Our habitat is our home, our school, and our Earth.

Your school and home are the best places to show off your Junior Ranger skills: learning, sharing, recycling, and keeping your habitat clean and healthy is what Junior Rangers do!

Keep on Learning

Want to be a Junior Ranger in other parks?

www.parks.ca.gov/?page_id=22783

www.nps.gov/webrangers

www.nps.gov/learn/juniorranger.cfm

Have a school project? We can help! Check us out online.

www.parks.ca.gov

www.nps.gov

Do you have questions for a ranger?

Phone: (707) 465-7335

E-mail: redw_information@nps.gov

**How about bringing the redwoods to your classroom?
Sign up for a free video-conference with a redwood ranger!**

www.parks.ca.gov

Want to bring your whole class to the redwoods?

www.nps.gov/redw/forteachers/index.htm

Need another Junior Ranger booklet?

www.nps.gov/redw/forkids/beajuniorranger.htm

Need some cool photos of the redwoods?

www.nps.gov/redw/photosmultimedia/index.htm

Need some great books and gifts from the redwoods?

www.redwoodparksassociation.org

Jr. Ranger Certificate

This certifies that _____
has earned enough badge points and is now an official
Redwood Junior Ranger!

Sworn in by Ranger _____



Jr. Ranger Pledge

I am a Redwood Ranger!
My badge points I did earn.
I learned a lot from this special place
but there is still so much to learn.

~

I am a Redwood Ranger!
My job is never done.
I promise to keep on learning
and share it with everyone.

Teamwork



Working as a team, California State Parks and the National Park Service created the Redwood Junior Ranger program. Printing was made possible by the generosity of the Redwood Parks Association.