

# Warm Up to Safety This Winter

A teacher's guide about fire prevention and electrical safety for **Grades 3-5**



Inside you'll find these materials to help you teach students about fire prevention and electrical safety:

- Lesson plans & student worksheets
- Project ideas
- Family materials
- Seek-and-find poster



© 2010 Electrical Safety Foundation International (ESFI). All rights reserved.

ESFi

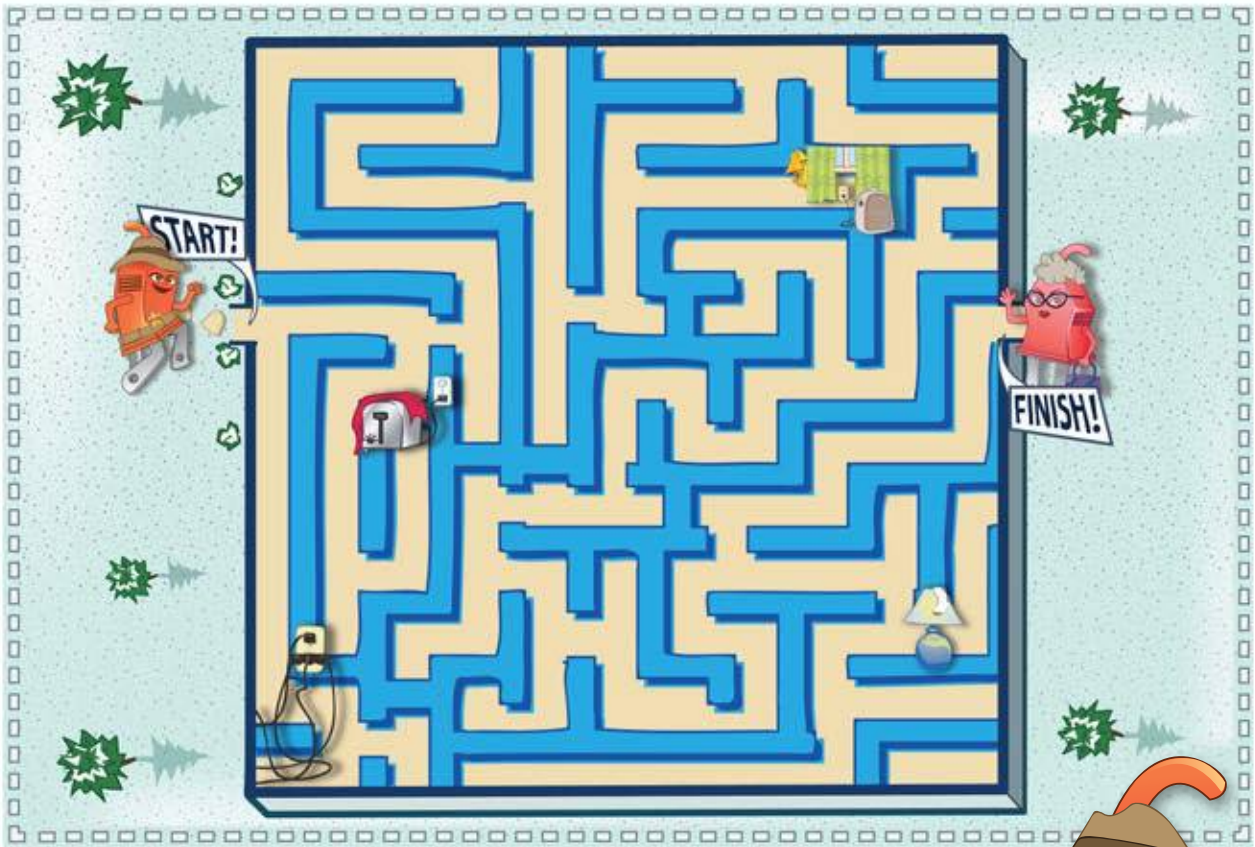


**Look**  
inside to  
solve the  
**mystery!**

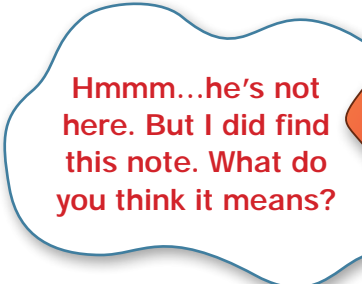


# A New Case for P.I. Plug


My name is P.I. Plug. I'm a private investigator—I find electrical dangers and fire hazards in and around people's homes. If you want to help, you're in luck. Help me search the house for a villain called Escaping Electricity, or E.E. But watch out! E.E. placed hazards in the home—be sure to avoid them so you can stay safe.



You can't see me, but I am here. I am usually safe, but when I escape I make the objects in your home unsafe—and I may even start a fire.  
—E.E.



Hmmm...he's not here. But I did find this note. What do you think it means?





# The Search for Clues

I haven't found E.E. yet. I need more clues to solve this mystery. Let's talk to those who might have seen him. Fill in the blanks with the missing words. Use the pictures to help you.



Witness 1

With this    o       on my lightbulb, he is here. If you take it off, he disappears.




Witness 2

E.E. is here right now! Can you move me away from the c    r    a    n? Then I'll be safe.



Witness 3

Sorry, I can't help you. I need new batteries.



Witness 4

I can't talk right now. I'm worried about this t             on top of me. Oh, no, there he is. Please move it far away!



Witness 5

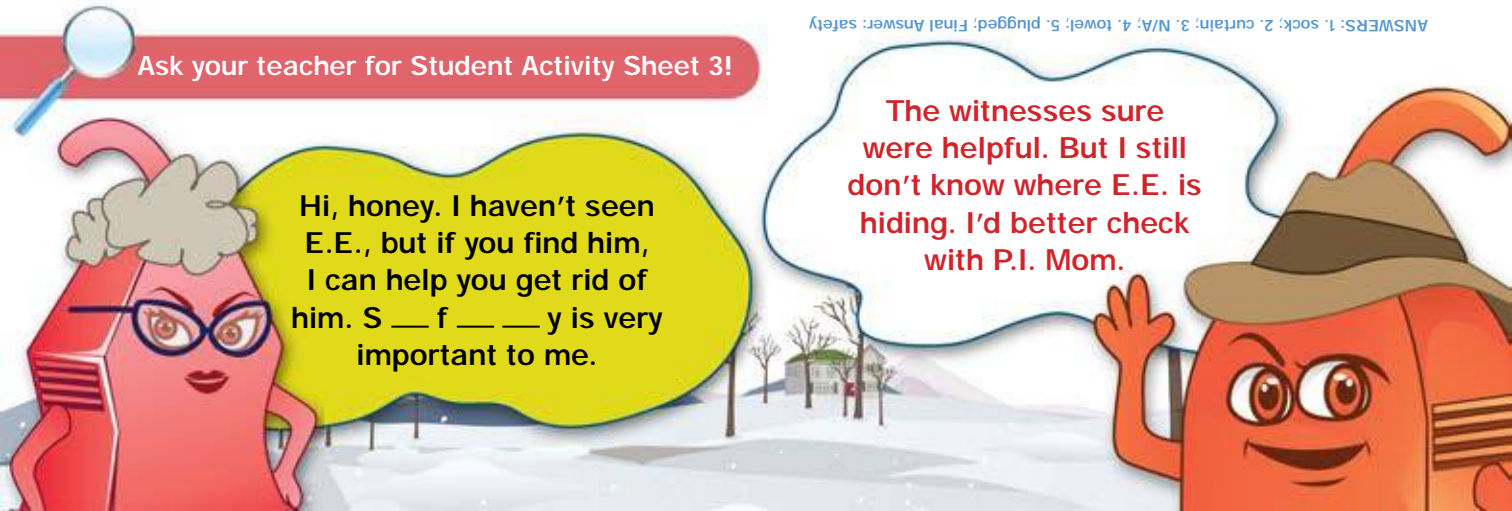
Everything was okay until too many things were    lug          in to me, then E.E. showed up.

ANSWERS: 1. sock; 2. curtain; 3. N/A; 4. towel; 5. plugged; Final Answer: safety

Ask your teacher for Student Activity Sheet 3!

Hi, honey. I haven't seen E.E., but if you find him, I can help you get rid of him. S    f       y is very important to me.

The witnesses sure were helpful. But I still don't know where E.E. is hiding. I'd better check with P.I. Mom.





# A Break in the Case

We must be close to solving this mystery. We've searched for clues and interviewed witnesses. Now let's put together what we've learned. Unscramble the words and use your answers to decode the final clue.

1. First we inspected a home. We did not find E.E., but we did find some fire  
 $\frac{20}{20}$   $\frac{4}{4}$   $\frac{25}{25}$  —  $\frac{14}{14}$  —  $\frac{2}{2}$ . They made the home unsafe. **aadhrsz**
2. We found a note from E.E. It said that when he — —  $\frac{12}{12}$   $\frac{24}{24}$  — — —, he makes the objects in your home unsafe. I think this clue will help tell us what E.E.'s name means. **sspeeca**
3. The witnesses who saw E.E. are objects that were in or near the house. When E.E. was near, the objects became  $\frac{21}{21}$   $\frac{7}{7}$  — — — —. **aefnsu**
4. When E.E. went away, the objects all became  $\frac{22}{22}$  — —  $\frac{11}{11}$  again. **aefs**
5. What did the witnesses have in common? I know! They all went near a source of — — —  $\frac{3}{3}$  — —  $\frac{6}{6}$  —  $\frac{15}{15}$  — —. This is another clue to E.E.'s name. **ytrliieecc**
6. The smoke alarm couldn't help us because he needed new — — — —  $\frac{26}{26}$  — —  $\frac{23}{23}$  — —. **atrbeetsi**
7. I am pretty sure that E.E. stands for  $\frac{1}{1}$  — — — —  $\frac{17}{17}$  —  $\frac{8}{8}$  — —  $\frac{9}{9}$   $\frac{16}{16}$   $\frac{13}{13}$  — — — —  $\frac{18}{18}$   $\frac{19}{19}$ . **aceginps cceeilrtty**
8. Now we know who E.E. is. P.I. Mom said she could — —  $\frac{10}{10}$   $\frac{5}{5}$  me get rid of him and make things safe again. But where could he be? **pelh**

## ★ Final Clue

Write the numbered letters in the correct spaces to find the final clue.

Find  $\frac{1}{1}$   $\frac{2}{2}$   $\frac{3}{3}$   $\frac{4}{4}$   $\frac{5}{5}$   $\frac{6}{6}$   $\frac{7}{7}$   $\frac{8}{8}$   $\frac{9}{9}$   $\frac{10}{10}$   $\frac{11}{11}$   $\frac{12}{12}$   $\frac{13}{13}$   $\frac{14}{14}$   $\frac{15}{15}$   $\frac{16}{16}$   $\frac{17}{17}$   $\frac{18}{18}$   $\frac{19}{19}$  in the  
 $\frac{20}{20}$   $\frac{0}{0}$   $\frac{21}{21}$   $\frac{22}{22}$   $\frac{23}{23}$ .

ANSWERS: 1. hazards; 2. escapes; 3. unsafe; 4. safe; 5. electricity; 6. batteries; 7. Escaping Electricity; 8. help; Final Clue: escaping electricity, house, maze



Go back to the m  $\frac{24}{24}$   $\frac{25}{25}$   $\frac{26}{26}$  on Student Activity Sheet 1 and look again.

